

#922
\$14.95

MOULDING & MILLWORK GUIDE



BUILDING MATERIALS DISTRIBUTION




For 1,000 more moulding profiles visit our website:

TagueLumber.com

Doylestown | Kennett Square | Malvern | Media | Philadelphia | Phoenixville

FOR OVER 100 YEARS...



Since 1908, Tague Lumber has been providing professional builders and remodelers with superior lumber, building materials, millwork, and architectural products. We pride ourselves on providing professional service, fair prices, and quality products to all our customers. In addition, Tague offers prompt, on-site delivery from our distinctive fleet of red trucks including: 6-story boom trucks, moffett fork lifts, flatbed trucks, standard box trucks, and service vans that can deliver **what you want, where you want it.**

Our Moulding Guide continues to be a valued source of reference and inspiration to all our clients. Now, we proudly present the revised edition of our Moulding Guide with expanded profile categories and many new moulding selections which are available in a variety of wood species, as well as MDF and PVC.

The easy-to-use index allows you to search for mouldings by category or by individual profile number. In addition to the hundreds of profiles in this book, Tague Lumber has over 1,000 more moulding profiles available on our website, and in excess of 3,000 knives in our library. Our profiles are also available for download in DWG and DXF formats on our website. Best of all, our Custom Mill Shop allows us to make this promise—if we don't already have the moulding profile you need—we'll be happy to make it for you.

As always, Tague Lumber remains committed to providing you with the finest products and services at any of our seven convenient locations.



WOOD MOULDINGS

Astragal 10
 Attic Moulding 10
 Back Band 10, 212
 Baluster Stock 12, 225
 Bar Rail 12, 13
 Base Board 14, 163, 205, 212
 Base Cap 27, 206, 215
 Bead 30
 Bed Moulding 31, 225
 Cabinet Head 35
 Cap Moulding 36, 216, 225
 Casing 36, 153, 155,
 157, 159, 206, 208, 216
 Ceiling Liner 165
 Chair Rail 55, 208, 218
 Chair Rail Backer 59, 218
 Chamfer Strip 59
 Combination Mouldings 129
 Column Trim 60
 Corner Bead 61, 208
 Corner Moulding 62
 Cove 62, 225
 Crown Moulding ... 66, 153, 155, 209, 219, 226
 (*Also see listing under Solid Crowns*)
 Crown Moulding Backer 87
 Dentil Moulding 89
 Design Collections 151
 Door Stop 89
 Drip Cap 90, 228
 Edge & Center Bead 165, 228
 Exterior Casing 91, 229
 Exterior Jamb 92
 Full Round 93

Glass Bead 93
 Half Round 93
 Hand Rail 94
 Header Cap 97
 Lap Siding 170
 Lattice 98
 Lip Moulding 99
 Mantel Moulding 100
 Nosing & Cove 101
 Nickel Gap 167
 Ogee 101
 Panel Moulding 102, 153, 170, 229
 Picture Moulding 105, 155
 Pilaster/Fluting 105
 Plank Moulding 105, 165, 170
 Plinth Block 106, 153, 155
 Porch Rail 107
 Quarter Round 111, 229
 Radius Moulding 175
 Rake Moulding 230
 Ramshead Crown 230
 Reeding 111
 Rosette 112, 153
 S4S Boards 8
 Saddle Casing 114, 221
 Scotia 116
 Screen Moulding 116
 Shoe Moulding 116, 211
 Show Sill 118, 230
 Siding 168, 170
 Siding Trims 171
 Solid Crown 119, 211, 222
 Stool 122, 157, 159 161
 T-Astragal 126

Vertical Siding	170
Wainscoting	127, 174, 185, 222
Wainscoting Cap	127, 198
Window Sill	128, 231
Window Stop	128

COMBINATIONS

Baseboard Combinations	130, 153, 155, 157, 159, 161
Casing Combinations	134, 157, 161
Chair Rail Combinations	136, 161
Corner Bead Combinations	139
Crown Combinations	139, 157, 159, 161, 163
Pediment Head Combinations	148, 155
Stool Combinations	150, 155, 163
Wainscoting Combinations	163

DESIGN COLLECTIONS

Colonial	160
Contemporary	156
Craftsman	154
Farmhouse	162
Mid Century Modern	158
Victorian	152

ARCHITECTURAL AND DECORATIVE MOULDINGS

A & B Mouldings	205
James Hardie	170
Kleer Trimboard	223
Metrie	232
Princeton Classic Mouldings	212

WINDOWS, DOORS AND OTHER MILLWORK

Built-In Cabinetry	182, 184
Columns	201
Commercial Millwork	176
Corner Cupboards	184
Cubbies	185
Custom Millwork	173, 174, 178
Exterior Doors	203
Interior Doors	203
Lamp Posts	201
Mantels	173, 178
Poly-Ash Exterior Trim	204
Porch Posts	201
Radius Moulding	175
Stiles and Panels	193
Trimboards	204, 223
Wainscoting	174, 185
Wainscoting Caps	127, 198

PROFILE#	PAGE				
TL-1	10, 134, 161	TL-39	35	TL-123	105, 114
TL-2	11	TL-40	91	TL-124	93
TL-6	93	TL-43	116	TL-126	116, 131, 155
TL-7	93	TL-45	68	TL-127	116, 133, 153
TL-8	93	TL-46	10	TL-130	13
TL-9	100	TL-47	69, 141	TL-133	10, 137
TL-10	100	TL-48	68	TL-138	116
TL-13	13	TL-49	69, 142, 144	TL-142	116
TL-14	94	TL-53	68, 142	TL-144	116
TL-16	102	TL-54	102, 141	TL-145	93, 163
TL-17	102	TL-56	102, 140	TL-147	93
TL-18	99	TL-57	102, 153	TL-152	93
TL-19	27	TL-62	103	TL-163	27, 143
TL-20	60, 101	TL-64	29, 103, 131, 141, 161, 198	TL-164	102
TL-21	101	TL-71	31, 140, 163	TL-166	101
TL-22	101	TL-75	31, 144	TL-167	101
TL-23	66	TL-83	63, 143	TL-180	91
TL-24	32, 143	TL-86	63, 144	TL-202	62
TL-25	67, 140, 161	TL-100	62, 145, 150, 155	TL-204	62
TL-26	67	TL-101	62, 136	TL-205	62
TL-27	119	TL-103	111	TL-206	62
TL-28	119	TL-106	111	TL-210	35
TL-29	119	TL-107	111	TL-211	105
TL-30	119, 142	TL-108	111	TL-212	114, 153
TL-31	119	TL-109	111	TL-215	27, 131
TL-32	91	TL-110	111	TL-228	118
TL-33	120, 143	TL-116	93, 136	TL-229	118
TL-34	39	TL-119	93	TL-230	27
TL-35	97, 148, 155	TL-120	93	TL-231	94
TL-36	15	TL-122	93	TL-232	93
TL-38	39			TL-233	93
				TL-236	12
				TL-237	12
				TL-238	12, 141
				TL-239	12
				TL-240	94
				TL-254	117
				TL-266	98, 130, 153
				TL-267	98
				TL-268	98, 150
				TL-270	98
				TL-276	105
				TL-277	105, 154, 155
				TL-289	10, 36, 127, 136, 198
				TL-297	55
				TL-300	55, 137
				TL-304	59, 137
				TL-310	38
				TL-311	38
				TL-312	39
				TL-314	27, 103, 153
				TL-327	36
				TL-331	37
				TL-332	37
				TL-343	105, 114
				TL-361	37
				TL-366	37
				TL-376	38
				TL-384	57
				TL-390	55
				TL-391	55
				TL-392	55
				TL-393	57

TL-406 27	TL-545 41, 134	TL-684 131, 160, 161	TL-797PCM 23, 215
TL-412 37, 150, 154, 155	TL-547 70, 141	TL-685 130	TL-798PCM 115, 221
TL-432 16	TL-549 72, 154, 155	TL-686 130	TL-799PCM 22, 214
TL-445 38	TL-550 153	TL-690 139	TL-801PCM ... 115, 221
TL-452 37	TL-551 153	TL-713 14	TL-802PCM ... 114, 221
TL-500PCM 127, 198, 216	TL-600 153	TL-718 139, 152, 153	TL-803PCM 21, 214
TL-501PCM 23, 215	TL-601 153	TL-718A 139	TL-804PCM 22, 214
TL-502PCM 20, 212	TL-602 15, 130, 153	TL-718B 139	TL-805PCM 29, 215
TL-503PCM 127, 222	TL-604 72	TL-719 153	TL-806PCM 46, 217
TL-504PCM 48, 216	TL-618 14	TL-720 106, 154, 155	TL-807PCM 56, 218
TL-505PCM 48, 217	TL-623 14, 141, 144	TL-721 106	TL-808PCM 11, 212
TL-506PCM 59, 218	TL-640 150, 154, 155	TL-722 106	TL-809PCM 21, 213
TL-519 128	TL-641 162, 163	TL-723 106	TL-810PCM 21, 213
TL-520 128	TL-642 162, 163	TL-724 106	TL-811PCM 79, 220
TL-521 128, 148	TL-650 136	TL-733 112	TL-812PCM 48, 217
TL-522 128, 131, 148, 155	TL-651 137	TL-735 69	TL-816 90
TL-523 128	TL-652 136	TL-736 112	TL-875 89
TL-530 99	TL-654 137	TL-737 73	TL-876 89
TL-532 99	TL-660 140, 160, 161	TL-739 89	TL-878 89
TL-533 107	TL-661 141	TL-750 111	TL-935 89
TL-534 107	TL-662 141	TL-785PCM 11, 212	TL-936 89, 131, 132, 161
TL-535 110	TL-663 140	TL-786PCM 20, 212	TL-948 89
TL-536 110	TL-664 142	TL-787PCM ... 11, 138, 212	TL-962 98
TL-537 12	TL-665 143	TL-789PCM 69, 219	TL-982 10
TL-539 88, 140, 161	TL-667 162, 163	TL-790PCM 69, 219	TL-983 10
TL-542 88, 143, 144, 145	TL-670 134	TL-791PCM 27, 215	TL-984 10
TL-543 14	TL-671 134, 160, 161	TL-792PCM 48, 216	TL-992 59
TL-544 91	TL-672 152, 153	TL-793PCM 81, 220	TL-994 59
	TL-674 148, 154, 155	TL-794PCM 119, 222	TL-995 59
	TL-681 130, 152, 153	TL-795PCM 22, 213	TL-1020 122
	TL-682 153	TL-796PCM 29, 215	TL-1021 123
	TL-683 131, 154, 155		

TL-1021W 123	TL-2267 16	TL-2905 45	TL-3153 96
TL-1159 123	TL-2268 41	TL-2908 28	TL-3154 95
TL-1163 123	TL-2277 64	TL-2943 125	TL-3155 116
TL-1166 122	TL-2292 44	TL-2946 43	TL-3156 117
TL-1167 124	TL-2317 36	TL-2961 43	TL-3158 142
TL-1168 ... 124, 160, 161	TL-2436 27, 145	TL-2966 125	TL-3159 143
TL-1169 ... 124, 150, 155 156, 157, 158, 159	TL-2537 13	TL-2973 28	TL-3160 138
TL-1300 126	TL-2611 33	TL-2979 99	TL-3161 144
TL-1305 126	TL-2781 115	TL-2990 31	TL-3162 136
TL-2002 55	TL-2783 121	TL-2992 11	TL-3163 145
TL-2003 56	TL-2788 97	TL-3014 120	TL-3164 131
TL-2009 70	TL-2792 99, 103	TL-3015 33	TL-3165 144
TL-2011 74, 145	TL-2795 100	TL-3032 90, 132	TL-3166 97, 120, 148
TL-2013 33	TL-2802 28, 132	TL-3035 113	TL-3169 17, 131
TL-2018 40	TL-2809 132	TL-3044 113	TL-3170 43, 136, 144
TL-2019 40	TL-2810 28, 132	TL-3049 63	TL-3171 66, 144
TL-2023 91	TL-2827 34	TL-3091 73	TL-3172 60
TL-2029 32	TL-2828 108	TL-3102 66	TL-3173 60
TL-2032 ... 103, 152, 153	TL-2834 72, 144	TL-3103 95	TL-3174 66, 138
TL-2056 44	TL-2844 28	TL-3138 27	TL-3180 145
TL-2089 126	TL-2847 74	TL-3139 35	TL-3181 132
TL-2097 57, 160, 161	TL-2850 44	TL-3140 35	TL-3182 132
TL-2126 92	TL-2868 77	TL-3141 35	TL-3187 138
TL-2127 92	TL-2871 101, 118	TL-3142 33	TL-3202 17, 146
TL-2168 40	TL-2875 34	TL-3143 45	TL-3203 15
TL-2169 99	TL-2876 77	TL-3144 57	TL-3204 146
TL-2211 99	TL-2890 125	TL-3145 76	TL-3205 76, 146
TL-2223 27	TL-2894 87, 145	TL-3146 76	TL-3206 146
TL-2230 90	TL-2895 74, 145	TL-3147 63	TL-3207 64, 146
TL-2231 16	TL-2896 121, 145	TL-3150 96	TL-3208 88, 146
TL-2239 103	TL-2897 43	TL-3151 109	TL-3210 88
	TL-2898 28	TL-3152 109	TL-3212 149

TL-3213 149	TL-4270 ... 133, 158, 159	TL-AB402 79, 209	TL-GSC512 84
TL-3214 150	TL-4271 88, 147	TL-AB403 78, 210	TL-GSC614 84
TL-3218 41	TL-4272 ... 133, 156, 157	TL-AB404 80, 210	TL-GSC738 86
TL-3219 17	TL-4273 ... 147, 158, 159	TL-AB405 78, 210	TL-GSL8753 50
TL-3220 17	TL-4274 135	TL-AB509 80, 209	TL-GSLK3 49
TL-3230 42	TL-4275 ... 135, 156, 157	TL-AB603 121, 211	TL-GSLK4 52
TL-3264 98, 149	TL-4276 ... 147, 156, 157	TL-AB604 121, 211	TL-GSMCAP1 104
TL-3265 98, 149	TL-4277 147	TL-B3 48, 134, 138, 142, 161	TL-GSMCAP2 104
TL-3266 98, 150	TL-4377 71	TL-DB3 59, 136, 137	TL-GSMCAP34 104
TL-3288 148	TL-4378 71	TL-DB6 59	TL-GSMCAP54 104
TL-3323 95	TL-7163 15	TL-GS119 51	TL-GSMCB412 135
TL-3444 42	TL-AB002 206	TL-GS351 49	TL-GSMCB512 135
TL-3476 42	TL-AB009 29, 206	TL-GS400 52	TL-GSMCBB1 135
TL-3486 104	TL-AB023 29, 206	TL-GS419 53	TL-GSMCBB2 135
TL-3491 42	TL-AB027 117, 130, 198, 211	TL-GS425 53	TL-GSMCC312 135, 147
TL-3590 58	TL-AB86 ... 61, 139, 208	TL-GS434 54	TL-GSMCC412 147
TL-3593 58	TL-AB87 61, 208	TL-GS441 52	TL-GSMCOV5 ... 79, 147
TL-3601 75	TL-AB121 207	TL-GS444 49	TL-GSMCOV6 ... 78, 147
TL-3653 119	TL-AB128 46, 138, 206	TL-GS694 51	TL-GSMCR514 65
TL-3677 75	TL-AB132 46, 206	TL-GSB412 23	TL-GSMCR714 65
TL-3777 71, 147	TL-AB201 208	TL-GSB534 24	TL-GSMCS1 104, 117, 133
TL-3780 29, 133	TL-AB202 207	TL-GSB612 25	TL-GSMSC175 122
TL-3790 ... 45, 158, 159	TL-AB205-1 18, 130, 205	TL-GSB714 25	TL-GSMSC225 122
TL-3846 29	TL-AB205-2 117, 130, 211	TL-GSB725 25	TL-GSMSC275 122
TL-3896 94	TL-AB206 18, 205	TL-GSB8 26	TL-GSPL378 51
TL-3941 104	TL-AB212 18, 130, 205	TL-GSB8416 24	TL-GSPL458 53
TL-3990 104	TL-AB303 56, 208	TL-GSB9 26	TL-GSPL514 54
TL-4021 58		TL-GSBB458 24	TL-GSPLC612 83
TL-4029 126		TL-GSBB7 26	TL-GSPLC634 85
TL-4057 75		TL-GSC412 83	TL-GSPLC712 86
TL-4104 108			
TL-4269 16, 133			

TL-GSPLC1012	87	TL-PVC5168	229
TL-GSPLR334	56	TL-PVC5170	228
TL-GSSTF1	50	TL-PVC5180	229
TL-GSUC31	81	TL-PVC5210	230
TL-GSUC41	82	TL-PVC5234	229
TL-GSUC51	82	TL-PVC5245	225
TL-GSUC71	85	TL-PVC5276	225
TL-GSWC1	50	TL-PVC5283	90, 228
TL-MCB512	19, 133	TL-PVC5311	231
TL-MCB525	20	TL-PVC5657	229
TL-MCB712	19	TL-PVC7435	230
TL-MCB725	19	TL-PVC7650	231
TL-MCBB1	11	TL-PVC960810	128,
TL-MCBB2	11		231
TL-MCC212	47	TL-VB3	31
TL-MCC312	47, 135	TL-WC2	38
TL-MCC412	47, 135		
TL-NICK6	167		
TL-NICK8	167		
TL-PVC4KleerLok			
	166, 228		
TL-PVC6KleerLok			
	166, 228		
TL-PVC5041	227		
TL-PVC5045	227		
TL-PVC5047	226		
TL-PVC5049	226		
TL-PVC5063	226		
TL-PVC5075	225		
TL-PVC5150	225		
TL-PVC5158	230		
TL-PVC5164	229		

S4S BOARDS:

Nominal	PVC	#2 Pine	Clear Pine	Prime FJ Pine	Hardwoods	
					Poplar	Red Oak
1/2 x 4					Ⓟ	
1/2 x 6					Ⓟ	
1/2 x 8					Ⓟ	
1/2 x 10					Ⓟ	
1/2 x 12					Ⓟ	
1 x 2			Ⓟ	Ⓟ		
1 x 3			Ⓟ	Ⓟ		
1 x 4	Ⓟ	Ⓟ	Ⓟ	Ⓟ	Ⓟ	Ⓟ
1 x 6	Ⓟ	Ⓟ	Ⓟ	Ⓟ	Ⓟ	Ⓟ
1 x 8	Ⓟ	Ⓟ	Ⓟ	Ⓟ	Ⓟ	Ⓟ
1 x 10	Ⓟ	Ⓟ	Ⓟ	Ⓟ	Ⓟ	Ⓟ
1 x 12	Ⓟ	Ⓟ	Ⓟ	Ⓟ	Ⓟ	Ⓟ
1 x 12 S1S2E		Ⓟ*				
*7/8" Eastern White Pine						
5/4 x 4	Ⓟ		Ⓟ	Ⓟ	Ⓟ	Ⓟ
5/4 x 6	Ⓟ		Ⓟ	Ⓟ	Ⓟ	Ⓟ
5/4 x 8	Ⓟ		Ⓟ	Ⓟ	Ⓟ	Ⓟ
5/4 x 10	Ⓟ		Ⓟ	Ⓟ	Ⓟ	Ⓟ
5/4 x 12	Ⓟ		Ⓟ	Ⓟ	Ⓟ	Ⓟ

Ⓟ = TagueLumber STOCK

SPECIAL ORDERS:

Non-stock item readily available from manufacturer.

Ⓞ = SPECIAL ORDER

CUSTOM RUN:

Moulding profiles made to order in any species.

Ⓢ = CUSTOM RUN

DISCLAIMER OF AVAILABILITY:

The mouldings in this catalog are subject to change and availability.

MOULDINGS

The following section represents our standard moulding patterns. Our legend indicates the wood species and its availability; certain length restrictions may apply. Each moulding is shown as accurately as possible, however slight variations could occur and certain items may be discontinued. A quick call to one of our knowledgeable sales representatives will answer any questions you might have regarding availability.

Tague's Custom Millwork Division allows us to offer the flexibility of custom millwork solutions and enables us to make just about anything from wood, PVC, or MDF. We have the ability to run mouldings in radius patterns and we specialize in reproductions. In short, we can easily accommodate most any moulding request.



BUILDING MATERIALS DISTRIBUTION

Astragal



TL-984
1/4" x 1-3/8" ●



TL-982
3/8" x 2"
① = SPECIAL ORDER



TL-983
7/16" x 1-5/8" ●



TL-133
11/16" x 1-3/4" ▲

Attic Moulding



TL-46
9/16" x 1-5/8" ◆

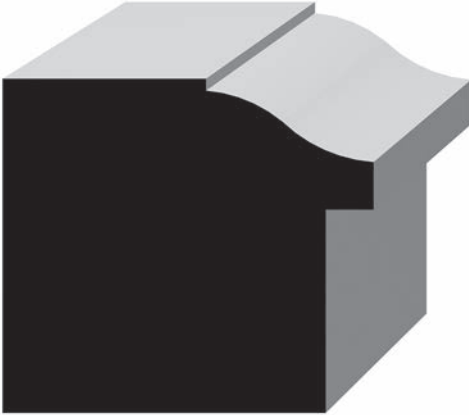
Back Band



TL-1
1-3/8" x 1-9/16" ◆




TL-289
1-1/16" x 1-11/16" ◆




TL-2
1-15/16" x 1-3/4" ◆




TL-2992
13/16" x 1-1/4"
C = CUSTOM RUN



TL-MCBB1
1-1/16" x 1-1/16"
O = SPECIAL ORDER




TL-MCBB2
1-1/16" x 1-1/16"
O = SPECIAL ORDER



TL-785PCM
1-5/16" x 13/16" ▲



TL-787PCM
1-1/8" x 1-13/16" ▲



TL-808PCM
1-19/32" x 1-1/8" ▲

● = CLEAR PINE (stock)

◆ = POPLAR (stock)

🌲 = OAK (stock)

O = SPECIAL ORDER

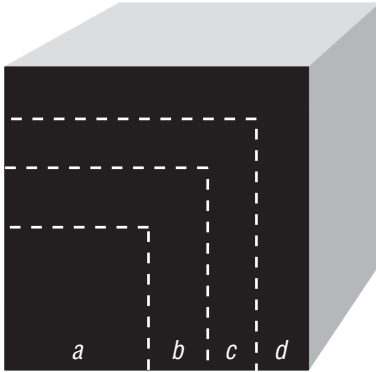
▲ = PRIMED FJ PINE (stock)

★ = PRIMED MDF (stock)

PVC = PVC (stock)

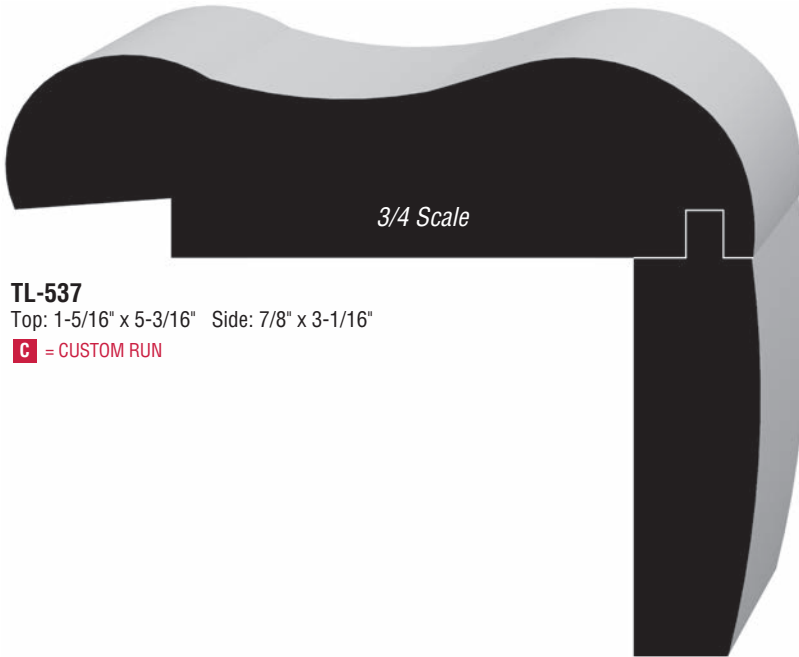
C = CUSTOM RUN

Baluster Stock

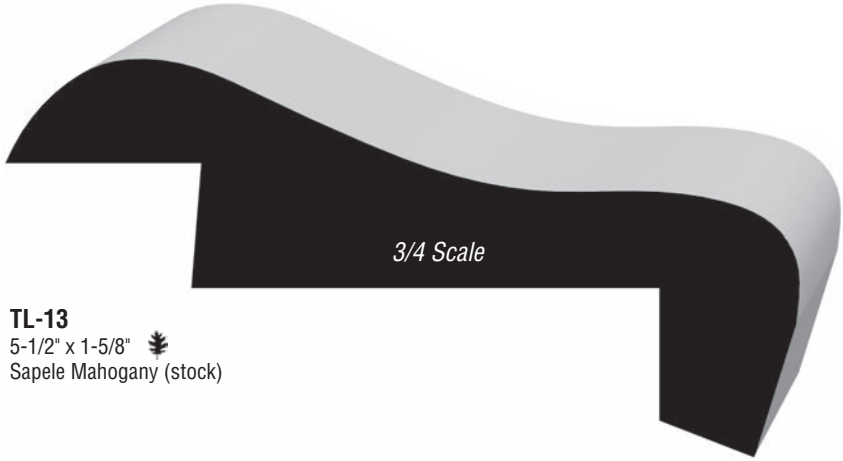


- a) **TL-239**
3/4" x 3/4" ▲
- b) **TL-238**
1-1/16" x 1-1/16" ▲
- c) **TL-237**
1-5/16" x 1-5/16" ▲
- d) **TL-236**
1-9/16" x 1-9/16" ▲

Bar Rail




TL-537
Top: 1-5/16" x 5-3/16" Side: 7/8" x 3-1/16"
C = CUSTOM RUN



TL-13
5-1/2" x 1-5/8" 
Sapele Mahogany (stock)



TL-130
1-5/8" x 2-3/8"
Sapele Mahogany (stock)



TL-2537
2-7/32" x 2-11/16"
C = CUSTOM RUN

● = CLEAR PINE (stock)

◆ = POPLAR (stock)

 = OAK (stock)

O = SPECIAL ORDER

▲ = PRIMED FJ PINE (stock)

★ = PRIMED MDF (stock)

PVC = PVC (stock)

C = CUSTOM RUN



TL-623
9/16" x 3-1/4" ▲ ★



TL-618
9/16" x 5-1/4" ▲ ★



TL-713
9/16" x 3-1/4" ▲



TL-543
9/16" x 4-3/16" ▲



*3/4
Scale*

TL-602
3/4" x 9-1/4" **C** = CUSTOM RUN



TL-36
9/16" x 5-1/8" ▲ ★



*3/4
Scale*

TL-7163
9/16" x 7-1/4" ▲ ★



TL-3203
3/4" x 5-7/8"
C = CUSTOM RUN

● = CLEAR PINE (stock)

◆ = POPLAR (stock)

🌲 = OAK (stock)

O = SPECIAL ORDER

▲ = PRIMED FJ PINE (stock)

★ = PRIMED MDF (stock)

PVC = PVC (stock)

C = CUSTOM RUN



TL-2231
7/8" x 6-3/8"

C = CUSTOM RUN



TL-2267
5/8" x 5-9/16"

C = CUSTOM RUN



TL-432
9/16" x 5-1/2" ▲



3/4 Scale

TL-4269
3/4" x 7-1/4"

O = SPECIAL ORDER

● = CLEAR PINE (stock)

◆ = POPLAR (stock)

🌲 = OAK (stock)

O = SPECIAL ORDER

▲ = PRIMED FJ PINE (stock)

★ = PRIMED MDF (stock)

PVC = PVC (stock)

C = CUSTOM RUN



3/4 Scale

TL-3202

3/4" x 7-1/4"

C = CUSTOM RUN



3/4 Scale

TL-3219

3/4" x 7-1/4"

C = CUSTOM RUN



3/4 Scale

TL-3220

3/4" x 7-1/4"

C = CUSTOM RUN



3/4 Scale

TL-3169

1-1/16" x 7-1/4"

C = CUSTOM RUN

● = CLEAR PINE (stock)

◆ = POPLAR (stock)

🌲 = OAK (stock)

O = SPECIAL ORDER

▲ = PRIMED FJ PINE (stock)

★ = PRIMED MDF (stock)

PVC = PVC (stock)

C = CUSTOM RUN



TL-AB205-1

3/4" x 6"

A&B CUSTOM



TL-AB206

3/4" x 4-1/2"

A&B CUSTOM



TL-AB212

3/4" x 5-1/2"



● = CLEAR PINE (stock)

▲ = PRIMED FJ PINE (stock)

◆ = POPLAR (stock)

★ = PRIMED MDF (stock)

🌲 = OAK (stock)

PVC = PVC (stock)

⓪ = SPECIAL ORDER

Ⓢ = CUSTOM RUN



TL-MCB512
9/16" x 5-1/2"

0 = SPECIAL ORDER



3/4
Scale

TL-MCB712
9/16" x 7-1/2"

0 = SPECIAL ORDER



3/4
Scale

TL-MCB725
9/16" x 7-1/4"

0 = SPECIAL ORDER

● = CLEAR PINE (stock)

◆ = POPLAR (stock)

🌲 = OAK (stock)

0 = SPECIAL ORDER

▲ = PRIMED FJ PINE (stock)

★ = PRIMED MDF (stock)

PVC = PVC (stock)

C = CUSTOM RUN



TL-MCB525
9/16" x 5-1/4"

O = SPECIAL ORDER



TL-502PCM
11/16" x 3-1/2"

▲



TL-786PCM
5/8" x 5-1/4"

▲



TL-810PCM
3/4" x 4-1/2" ▲



TL-809PCM
11/16" x 5-1/4" ▲



TL-803PCM
11/16" x 7-1/4" ▲

● = CLEAR PINE (stock)

◆ = POPLAR (stock)

🌲 = OAK (stock)

D = SPECIAL ORDER

▲ = PRIMED FJ PINE (stock)

★ = PRIMED MDF (stock)

PVC = PVC (stock)

C = CUSTOM RUN



TL-799PCM
5/8" x 5-1/4" ▲



TL-804PCM
5/8" x 6" ▲



TL-795PCM
3/4" x 4-1/2" ▲



3/4 Scale

TL-797PCM
1-1/4" x 7-1/4" ▲



3/4 Scale

TL-501PCM
1-1/8" x 7-1/2" ▲



TL-GSB412
5/8" x 4-1/2"
⓪ = SPECIAL ORDER

● = CLEAR PINE (stock)

◆ = POPLAR (stock)

🌲 = OAK (stock)

⓪ = SPECIAL ORDER

▲ = PRIMED FJ PINE (stock)

★ = PRIMED MDF (stock)

☐ PVC = PVC (stock)

ⓐ = CUSTOM RUN



TL-GSBB458
11/16" x 4-5/8"

0 = SPECIAL ORDER



TL-GSB8416
5/8" x 5-1/4"

0 = SPECIAL ORDER



TL-GSB534
3/4" x 5-3/4"

0 = SPECIAL ORDER



TL-GSB612
3/4" x 6-1/2"

O = SPECIAL ORDER



TL-GSB714
5/8" x 7-1/4"

O = SPECIAL ORDER



TL-GSB725
3/4" x 7-1/4"

O = SPECIAL ORDER

● = CLEAR PINE (stock)

◆ = POPLAR (stock)

🌲 = OAK (stock)

O = SPECIAL ORDER

▲ = PRIMED FJ PINE (stock)

★ = PRIMED MDF (stock)

PVC = PVC (stock)

C = CUSTOM RUN



TL-GSBB7

1 1/16" x 7"

0 = SPECIAL ORDER



TL-GSB9

3/4" x 9"

0 = SPECIAL ORDER



TL-GSB8

1" x 8"

0 = SPECIAL ORDER

● = CLEAR PINE (stock)

▲ = PRIMED FJ PINE (stock)

◆ = POPLAR (stock)

★ = PRIMED MDF (stock)

🌲 = OAK (stock)

PVC = PVC (stock)

0 = SPECIAL ORDER

C = CUSTOM RUN



TL-163
11/16" x 1-3/8" ▲

TL-791PCM
11/16" x 1-3/8" ▲



TL-314
3/4" x 1-3/8" ◆



TL-19
3/4" x 1-11/16" ◆



TL-2436
3/4" x 1-3/8"
C = CUSTOM RUN



TL-2223
23/32" x 1-21/32"
C = CUSTOM RUN



TL-215
7/8" x 1-15/16"
C = CUSTOM RUN



TL-230
7/8" x 1-15/16"
C = CUSTOM RUN



TL-406
7/8" x 1-11/16"
C = CUSTOM RUN




TL-3138
3/4" x 1-1/4"
C = CUSTOM RUN

● = CLEAR PINE (stock)
▲ = PRIMED FJ PINE (stock)

◆ = POPLAR (stock)
★ = PRIMED MDF (stock)

🌲 = OAK (stock)
PVC = PVC (stock)

⓪ = SPECIAL ORDER
ⓐ = CUSTOM RUN



TL-2908

1" x 1-1/2"

C = CUSTOM RUN



TL-2973

13/16" x 2-1/16"

C = CUSTOM RUN



TL-2810

29/32" x 2-1/32"

C = CUSTOM RUN



TL-2802

13/16" x 2-1/16"


C = CUSTOM RUN



TL-2844

1" x 1-21/32"

C = CUSTOM RUN



TL-2898

1" x 1-13/16"

C = CUSTOM RUN



TL-64
1-1/4" x 2" ▲



TL-796PCM
11/16" x 1-3/4" ▲




TL-AB009
3/4" x 1-7/8"
⓪ = SPECIAL ORDER



TL-805PCM
3/4" x 1-3/8" ▲



TL-AB023
1-1/8" x 2-7/8"
⓪ = SPECIAL ORDER



TL-3780
1" x 1-7/16"
⓪ = SPECIAL ORDER



TL-3846
1-1/8" x 1-7/8"
ⓐ = CUSTOM RUN

● = CLEAR PINE (stock)

◆ = POPLAR (stock)

🌲 = OAK (stock)

⓪ = SPECIAL ORDER

▲ = PRIMED FJ PINE (stock)

★ = PRIMED MDF (stock)

PVC = PVC (stock)

ⓐ = CUSTOM RUN



1/4" BEAD
On Any Size Board
C = CUSTOM RUN



3/8" BEAD
On Any Size Board
C = CUSTOM RUN



1/2" BEAD
On Any Size Board
C = CUSTOM RUN



3/4" BEAD
On Any Size Board
C = CUSTOM RUN



1" BEAD
On Any Size Board
C = CUSTOM RUN

Bead



TL-VB3 (1/2" V BEAD)
On Any Size Board
C = CUSTOM RUN

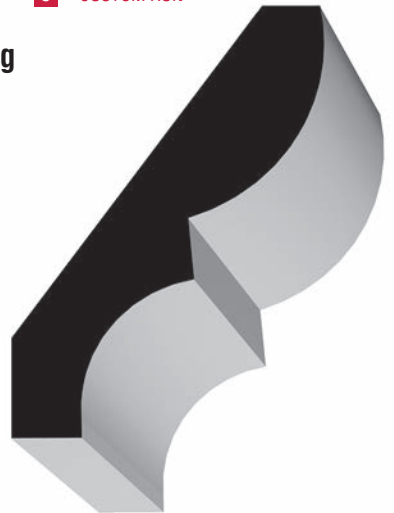


TL-2990 (3/4" V BEAD)
On Any Size Board
C = CUSTOM RUN

Bed Moulding



TL-75
9/16" x 1-5/8" ▲ **PVC**



TL-71
9/16" x 2-5/8" ▲

● = CLEAR PINE (stock)

◆ = POPLAR (stock)

🌲 = OAK (stock)

O = SPECIAL ORDER

▲ = PRIMED FJ PINE (stock)

★ = PRIMED MDF (stock)

PVC = PVC (stock)

C = CUSTOM RUN



TL-24
1" x 3-1/2" ◆



TL-2029
1-5/16" x 5-1/2"
C = CUSTOM RUN



TL-2611
3/4" x 3-5/8"
C = CUSTOM RUN



TL-2013
9/16" x 2-1/8"
C = CUSTOM RUN



TL-3142
11/16" x 2"
C = CUSTOM RUN



TL-3015
1-3/16" x 3-7/8"
C = CUSTOM RUN

● = CLEAR PINE (stock)

◆ = POPLAR (stock)

🌲 = OAK (stock)

O = SPECIAL ORDER

▲ = PRIMED FJ PINE (stock)

★ = PRIMED MDF (stock)

PVC = PVC (stock)


C = CUSTOM RUN



TL-2875

1" x 5-5/8"

C = CUSTOM RUN



TL-2827

1-11/32" x 4-5/16"

C = CUSTOM RUN

Bed Moulding



TL-3139
3/4" x 1-9/16"
C = CUSTOM RUN



TL-3141
3/4" x 2-3/8"
C = CUSTOM RUN



TL-3140
3/4" x 2"
C = CUSTOM RUN

Cabinet Head



TL-210
1 1/16" x 1-5/8" ▲ **PVC**



TL-39
1-1/8" x 2-1/4" ◆

Note: Also See Solid Crown – Page 119-122

● = CLEAR PINE (stock)

◆ = POPLAR (stock)

🌲 = OAK (stock)

D = SPECIAL ORDER

▲ = PRIMED FJ PINE (stock)

★ = PRIMED MDF (stock)

PVC = PVC (stock)

C = CUSTOM RUN

Cap Moulding



TL-289
1-1/16" x 1-11/16" ◆

Casing



TL-327
11/16" x 2-1/4" ▲



TL-2317
3/4" x 2-5/8"
C = CUSTOM RUN



TL-452
11/16" x 2-1/2" ▲



TL-331
11/16" x 2-1/2" ▲



TL-366
11/16" x 2-1/4" ▲



TL-412
11/16" x 3-1/2" ▲



TL-332
11/16" x 3-1/2" ▲



TL-361
11/16" x 3-1/2"
⓪ = SPECIAL ORDER

● = CLEAR PINE (stock)

▲ = PRIMED FJ PINE (stock)

◆ = POPLAR (stock)

★ = PRIMED MDF (stock)

🌲 = OAK (stock)


PVC = PVC (stock)

⓪ = SPECIAL ORDER

C = CUSTOM RUN



TL-376
11/16" x 2-1/4" ▲ ★



TL-WC2
3/4" x 2-1/2" ▲



TL-445
11/16" x 3-1/4" ▲



TL-311
1" x 3-1/2" ▲



TL-310
1-1/16" x 3-7/16" ▲



TL-312
7/8" x 3-7/8" ◆



TL-34
7/8" x 3-11/16" ◆



TL-38
7/8" x 3-13/16" ◆

● = CLEAR PINE (stock)

▲ = PRIMED FJ PINE (stock)

◆ = POPLAR (stock)

★ = PRIMED MDF (stock)

🌲 = OAK (stock)

PVC = PVC (stock)

⓪ = SPECIAL ORDER

Ⓢ = CUSTOM RUN



TL-2018
1-1/16" x 4-1/2"
C = CUSTOM RUN



TL-2019
1-1/16" x 5-1/2"
C = CUSTOM RUN



TL-2168
7/8" x 2-3/4"
C = CUSTOM RUN



TL-3218
7/8" x 3-1/4"
C = CUSTOM RUN



TL-545
13/16" x 4-7/8"
C = CUSTOM RUN



TL-2268
3/4" x 3-3/4"
C = CUSTOM RUN

● = CLEAR PINE (stock)

◆ = POPLAR (stock)

🌲 = OAK (stock)

D = SPECIAL ORDER

▲ = PRIMED FJ PINE (stock)

★ = PRIMED MDF (stock)

PVC = PVC (stock)

C = CUSTOM RUN



TL-3444
3/4" x 2-3/4"
C = CUSTOM RUN



TL-3491
1-7/16" x 4-1/16"
C = CUSTOM RUN



TL-3230
13/16" x 2-1/2"
C = CUSTOM RUN



TL-3476
1-3/8" x 3-7/8"
C = CUSTOM RUN

● = CLEAR PINE (stock)

▲ = PRIMED FJ PINE (stock)

◆ = POPLAR (stock)

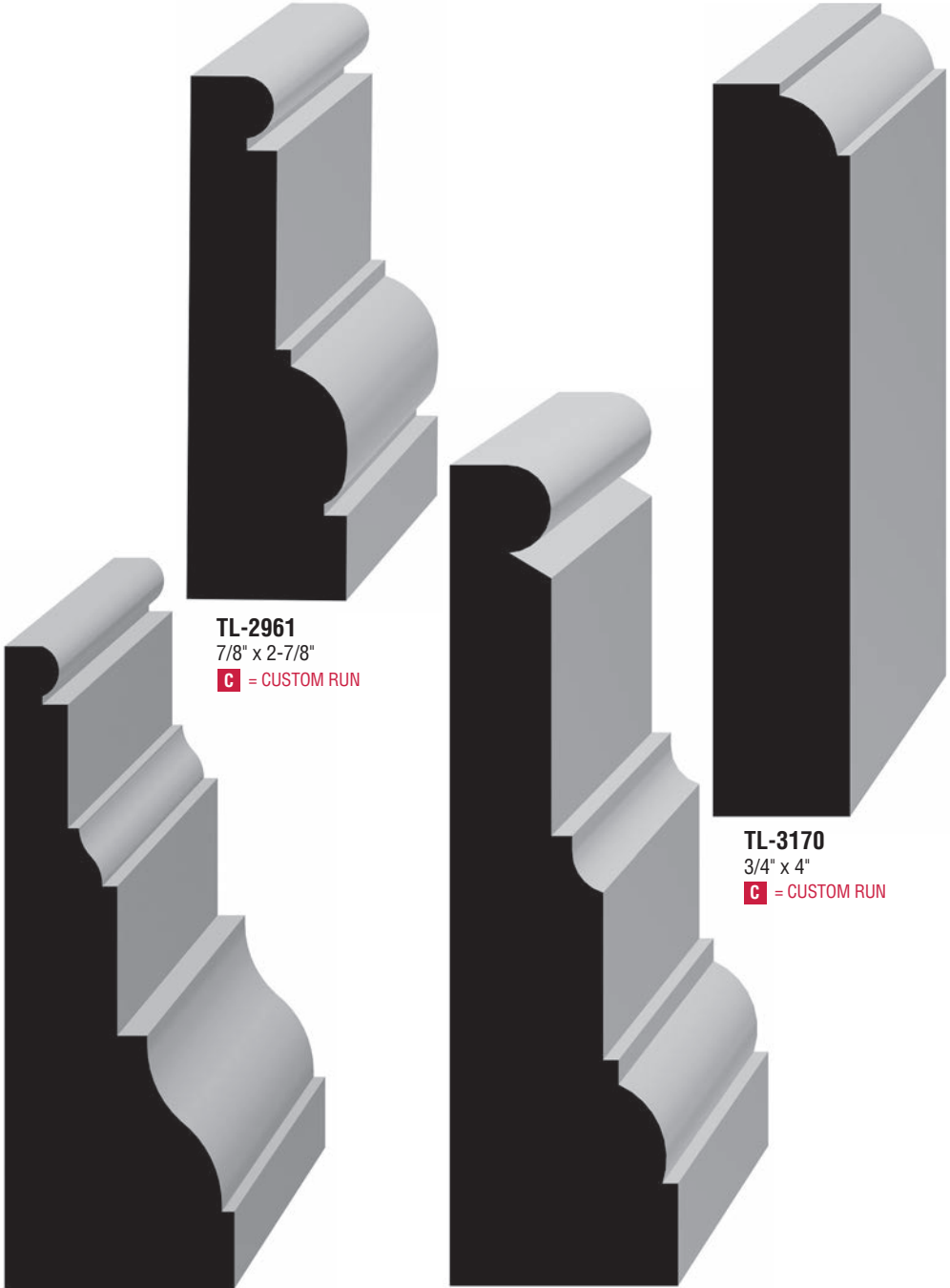
★ = PRIMED MDF (stock)

🌲 = OAK (stock)

PVC = PVC (stock)

O = SPECIAL ORDER

C = CUSTOM RUN



TL-2961
7/8" x 2-7/8"
C = CUSTOM RUN

TL-3170
3/4" x 4"
C = CUSTOM RUN

TL-2897
1-1/4" x 3-1/2"
C = CUSTOM RUN

TL-2946
1-1/4" x 4-1/2"
C = CUSTOM RUN

● = CLEAR PINE (stock)

◆ = POPLAR (stock)

🌲 = OAK (stock)

D = SPECIAL ORDER

▲ = PRIMED FJ PINE (stock)

★ = PRIMED MDF (stock)

PVC = PVC (stock)


C = CUSTOM RUN



TL-2850

1" x 4"


C = CUSTOM RUN



TL-2292

1-5/16" x 4-15/16"

C = CUSTOM RUN



TL-2056

1" x 4-1/4"

C = CUSTOM RUN



TL-3143
1-3/16" x 3-1/2"
C = CUSTOM RUN



TL-3790
1-1/4" x 4-1/4"
C = CUSTOM RUN



TL-2905
7/8" x 3-3/4"
C = CUSTOM RUN

● = CLEAR PINE (stock)

◆ = POPLAR (stock)

🌲 = OAK (stock)

D = SPECIAL ORDER

▲ = PRIMED FJ PINE (stock)

★ = PRIMED MDF (stock)

PVC = PVC (stock)

C = CUSTOM RUN




TL-AB132
1-1/16" x 3-5/8" ▲



TL-AB128
3/4" x 3-1/2" ▲



TL-806PCM
1-1/16" x 3-1/2" ▲



TL-MCC312
11/16" x 3-1/2"
① = SPECIAL ORDER



TL-MCC212
11/16" x 2-1/2"
① = SPECIAL ORDER



TL-MCC412
11/16" x 4-1/2"
① = SPECIAL ORDER



TL-B3
3/4" x 3-1/2" ◆ ▲

TL-505PCM
3/4" x 3-1/2" ▲



TL-792PCM
3/4" x 4-1/2" ▲



TL-504PCM
3/4" x 2-1/2" ▲



TL-812PCM
1-1/16" x 4-3/32" ▲

● = CLEAR PINE (stock)

◆ = POPLAR (stock)

🌲 = OAK (stock)

⓪ = SPECIAL ORDER

▲ = PRIMED FJ PINE (stock)

★ = PRIMED MDF (stock)

PVC = PVC (stock)

Ⓢ = CUSTOM RUN



TL-GS351
1 1/16" x 2-1/2"
⓪ = SPECIAL ORDER



TL-GS444
5/8" x 3-1/2"
⓪ = SPECIAL ORDER



TL-GSLK3
7/8" x 3"
⓪ = SPECIAL ORDER

● = CLEAR PINE (stock)

◆ = POPLAR (stock)

🌲 = OAK (stock)

⓪ = SPECIAL ORDER

▲ = PRIMED FJ PINE (stock)

★ = PRIMED MDF (stock)

PVC = PVC (stock)

Ⓢ = CUSTOM RUN



TL-GSL8753
1 1/16" x 3-1/2"

① = SPECIAL ORDER



TL-GSWC1
1-1/16" x 3-1/2"

① = SPECIAL ORDER



TL-GSSTF1
1 1/16" x 3-1/2"

① = SPECIAL ORDER



TL-GS119
1" x 3-1/2"
① = SPECIAL ORDER



TL-GS694
1" x 3-1/2"
① = SPECIAL ORDER



TL-GSPL378
1" x 3-7/8"
① = SPECIAL ORDER

● = CLEAR PINE (stock)

◆ = POPLAR (stock)

🌲 = OAK (stock)

① = SPECIAL ORDER

▲ = PRIMED FJ PINE (stock)

★ = PRIMED MDF (stock)

PVC = PVC (stock)

C = CUSTOM RUN



TL-GS400

1" x 4"

① = SPECIAL ORDER



TL-GSLK4

1-1/8" x 4" ▲



TL-GS441

1-1/8" x 4-1/4"

① = SPECIAL ORDER



TL-GS425
1-3/16" x 4-1/4"
① = SPECIAL ORDER



TL-GS419
1-3/16" x 4-1/2"
① = SPECIAL ORDER



TL-GSPL458
1-3/16" x 4-5/8"
① = SPECIAL ORDER

● = CLEAR PINE (stock)
▲ = PRIMED FJ PINE (stock)

◆ = POPLAR (stock)
★ = PRIMED MDF (stock)

🌲 = OAK (stock)
PVC = PVC (stock)

① = SPECIAL ORDER
C = CUSTOM RUN



TL-GS434

1" x 4-3/4"

⓪ = SPECIAL ORDER



TL-GSPL514

1-3/16" x 5-1/4"

⓪ = SPECIAL ORDER

● = CLEAR PINE (stock)

◆ = POPLAR (stock)

🌲 = OAK (stock)

⓪ = SPECIAL ORDER

▲ = PRIMED FJ PINE (stock)

★ = PRIMED MDF (stock)

PVC = PVC (stock)

C = CUSTOM RUN



TL-300
1-1/16" x 2-15/16" ▲ ★



TL-392
15/16" x 2-3/8" ◆



TL-390
11/16" x 2-9/16" ▲



TL-2002
3/4" x 3" ◆



TL-297
11/16" x 3" ▲



TL-391
3/4" x 3-1/2" ◆

● = CLEAR PINE (stock)

▲ = PRIMED FJ PINE (stock)

◆ = POPLAR (stock)

★ = PRIMED MDF (stock)

🌲 = OAK (stock)

PVC = PVC (stock)

D = SPECIAL ORDER

C = CUSTOM RUN



TL-AB303
15/16" x 2-1/2" ▲



TL-807PCM
5/8" x 2-1/2" ▲



TL-2003
7/8" x 3-13/16"
C = CUSTOM RUN



TL-GSPLR334
1-3/16" x 3-3/4"
O = SPECIAL ORDER



TL-393
1-1/4" x 2-1/2"
C = CUSTOM RUN



TL-2097
1-3/16" x 2-15/16"
C = CUSTOM RUN



TL-3144
1-1/4" x 3-1/2"
C = CUSTOM RUN



TL-384
1-1/8" x 2-3/4"
C = CUSTOM RUN

● = CLEAR PINE (stock)

◆ = POPLAR (stock)

🌲 = OAK (stock)

O = SPECIAL ORDER

▲ = PRIMED FJ PINE (stock)

★ = PRIMED MDF (stock)

PVC = PVC (stock)

C = CUSTOM RUN



TL-3593

1-1/8" x 4-1/8"


C = CUSTOM RUN



TL-3590

1-3/16" x 3-1/8"

C = CUSTOM RUN



TL-4021

13/16" x 3-5/16"

C = CUSTOM RUN

Chair Rail Backer



TL-DB3
3/4" x 3-1/2" ◆

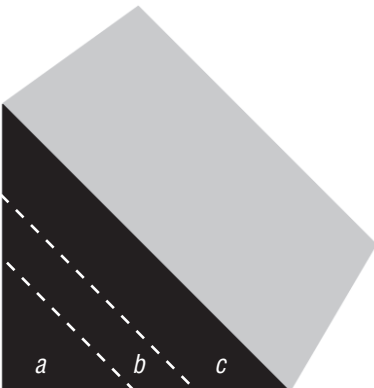
TL-506PCM
3/4" x 3-1/2" ▲



TL-304
9/16" x 4-1/4" ▲



TL-DB6
3/4" x 5-1/2"
C = CUSTOM RUN



Chamfer Strip

a) **TL-995**
11/16" x 11/16" ●

b) **TL-994**
1" x 1" ●

c) **TL-992**
1-1/2" x 1-1/2"
O = SPECIAL ORDER

● = CLEAR PINE (stock)

◆ = POPLAR (stock)

🌲 = OAK (stock)

O = SPECIAL ORDER

▲ = PRIMED FJ PINE (stock)


★ = PRIMED MDF (stock)

PVC = PVC (stock)

C = CUSTOM RUN



TL-3172
1-3/4" x 3-3/8"
C = CUSTOM RUN



TL-20
3/4" x 1-5/16" ◆



TL-3173
1-5/8" x 5-13/32"
C = CUSTOM RUN



3/8" CORNER BEAD
On Any Size Board

C = CUSTOM RUN



1/2" CORNER BEAD
On Any Size Board

C = CUSTOM RUN




3/4" CORNER BEAD
On Any Size Board

C = CUSTOM RUN




1/4" CORNER BEAD
On Any Size Board

C = CUSTOM RUN



TL-AB86
5/8" x 15/16" ▲



TL-AB87
15/16" x 1-3/8"
A&B CUSTOM

● = CLEAR PINE (stock)

◆ = POPLAR (stock)

🌲 = OAK (stock)

D = SPECIAL ORDER


▲ = PRIMED FJ PINE (stock)

★ = PRIMED MDF (stock)

PVC = PVC (stock)

C = CUSTOM RUN

Corner Moulding



TL-202
1-1/8" x 1-1/8"
① = SPECIAL ORDER



TL-206
3/4" x 3/4" ●



TL-205
1-1/8" x 1-1/8" ●



TL-204
1-3/8" x 1-3/8" ●

Cove



TL-101
1/2" x 1/2" ●



TL-100
11/16" x 11/16" ▲

● = CLEAR PINE (stock)

◆ = POPLAR (stock)

🌲 = OAK (stock)

① = SPECIAL ORDER

▲ = PRIMED FJ PINE (stock)

★ = PRIMED MDF (stock)

PVC = PVC (stock)

C = CUSTOM RUN



TL-86
9/16" x 1-5/8" ▲



TL-83
9/16" x 2-5/8" ▲



TL-3049
23/32" x 3-5/16"
C = CUSTOM RUN



TL-3147
11/16" x 3-1/2"
C = CUSTOM RUN

● = CLEAR PINE (stock)

◆ = POPLAR (stock)

🌲 = OAK (stock)

O = SPECIAL ORDER

▲ = PRIMED FJ PINE (stock)

★ = PRIMED MDF (stock)

PVC = PVC (stock)

C = CUSTOM RUN



TL-3207
3/4" x 3-7/8"
C = CUSTOM RUN



TL-2277
1-3/8" x 5-7/8"
C = CUSTOM RUN



TL-GSMCR514
1-1/16" x 5-1/4"

O = SPECIAL ORDER

TL-GSMCR714
1-1/16" x 7-1/4"

O = SPECIAL ORDER

● = CLEAR PINE (stock)

◆ = POPLAR (stock)

🌲 = OAK (stock)

O = SPECIAL ORDER

▲ = PRIMED FJ PINE (stock)

★ = PRIMED MDF (stock)

PVC = PVC (stock)

C = CUSTOM RUN

Cove



TL-3171
17/32" x 17/32"

C = CUSTOM RUN



TL-3102
1-1/4" x 1-1/4"

C = CUSTOM RUN



TL-3174
1-9/16" x 2-5/16"

C = CUSTOM RUN

Crown Moulding



TL-23
7/8" x 3-3/16" ◆



TL-25
1-1/8" x 4-13/16" ◆



TL-26
7/8" x 4-7/16" ◆

● = CLEAR PINE (stock)

▲ = PRIMED FJ PINE (stock)

◆ = POPLAR (stock)

★ = PRIMED MDF (stock)

🌲 = OAK (stock)

PVC = PVC (stock)

⓪ = SPECIAL ORDER


Ⓢ = CUSTOM RUN



TL-53
9/16" x 2-5/8" ▲



TL-48
11/16" x 5-1/8" ▲



TL-45
9/16" x 5-3/16" PVC
⓪ = SPECIAL ORDER



TL-735
1-1/16" x 4-13/16" ◆



TL-47
11/16" x 4-5/8" ▲ PVC ★



TL-49
5/8" x 3-5/8" ▲ PVC

TL-790PCM
11/16" x 4-5/8" ▲

TL-789PCM
11/16" x 3-5/8" ▲

● = CLEAR PINE (stock)

◆ = POPLAR (stock)

🌲 = OAK (stock)

O = SPECIAL ORDER

▲ = PRIMED FJ PINE (stock)


★ = PRIMED MDF (stock)

PVC = PVC (stock)

C = CUSTOM RUN




TL-2009
1-1/4" x 7-11/16" ◆




TL-547
11/16" x 4-1/4" ▲



TL-3777
1-5/16" x 5-5/16"
C = CUSTOM RUN



TL-4377
1" x 4"
C = CUSTOM RUN



TL-4378
1" x 3"
C = CUSTOM RUN

● = CLEAR PINE (stock)

◆ = POPLAR (stock)

🌲 = OAK (stock)

O = SPECIAL ORDER

▲ = PRIMED FJ PINE (stock)

★ = PRIMED MDF (stock)

PVC = PVC (stock)

C = CUSTOM RUN




TL-549
1" x 4-3/4"
C = CUSTOM RUN



TL-604
1-5/16" x 6-3/4"
C = CUSTOM RUN



TL-2834
3/4" x 3-1/4"
C = CUSTOM RUN



TL-3091
1-1/16" x 4-1/2"
C = CUSTOM RUN



TL-737
1-1/16" x 5-3/4"
C = CUSTOM RUN

● = CLEAR PINE (stock)

◆ = POPLAR (stock)

🌲 = OAK (stock)

⓪ = SPECIAL ORDER

▲ = PRIMED FJ PINE (stock)

★ = PRIMED MDF (stock)

PVC = PVC (stock)

C = CUSTOM RUN



TL-2847
1" x 4-1/2"

C = CUSTOM RUN



TL-2011
1-1/16" x 6-1/8"

C = CUSTOM RUN

TL-2895
1" x 2-19/32"

C = CUSTOM RUN



TL-3601
3/4" x 3-3/4"
C = CUSTOM RUN



TL-3677
1-1/16" x 3-11/16"
C = CUSTOM RUN



TL-4057
7/8" x 3-7/8"
C = CUSTOM RUN

● = CLEAR PINE (stock)
▲ = PRIMED FJ PINE (stock)

◆ = POPLAR (stock)
★ = PRIMED MDF (stock)

🌲 = OAK (stock)
PVC = PVC (stock)

⓪ = SPECIAL ORDER
C = CUSTOM RUN



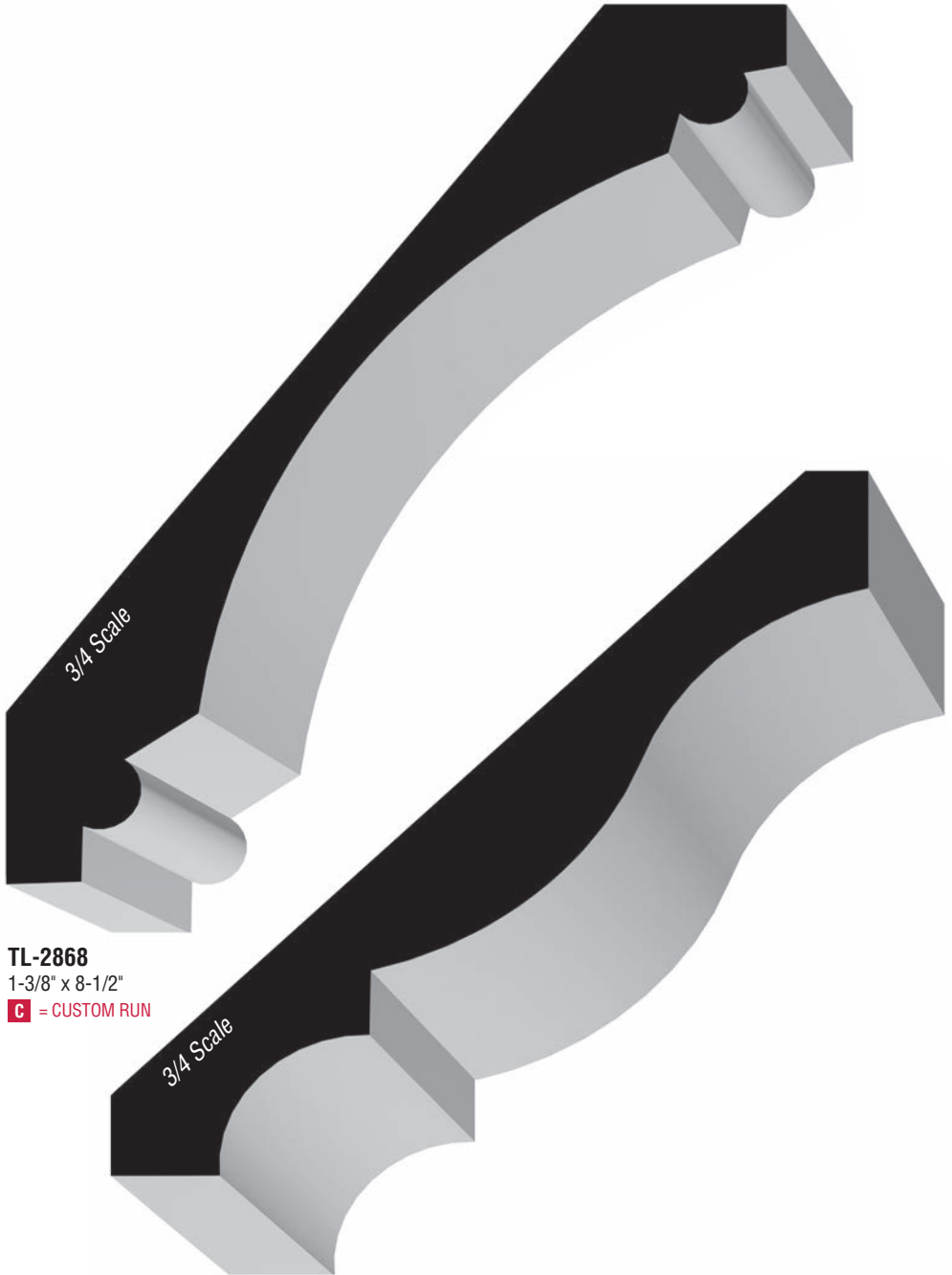
TL-3145
1-3/16" x 4-1/16"
C = CUSTOM RUN



TL-3205
13/16" x 4"
C = CUSTOM RUN



TL-3146
3/4" x 3"
C = CUSTOM RUN



TL-2868
1-3/8" x 8-1/2"
C = CUSTOM RUN

TL-2876
1" x 7-1/2"
C = CUSTOM RUN

● = CLEAR PINE (stock)

◆ = POPLAR (stock)

🌲 = OAK (stock)

⓪ = SPECIAL ORDER

▲ = PRIMED FJ PINE (stock)


★ = PRIMED MDF (stock)

PVC = PVC (stock)

C = CUSTOM RUN



TL-AB405
1 1/16" x 3-1/8"
① = SPECIAL ORDER



TL-AB403
1-1/8" x 6-1/4"
① = SPECIAL ORDER




TL-GSMCOV6
1-1/8" x 5-1/4"
① = SPECIAL ORDER



TL-AB402
1-1/16" x 5-5/16" ▲



TL-811PCM
3/4" x 5-1/8" ▲



TL-GSMCOV5
3/4" x 4-1/4"
⓪ = SPECIAL ORDER

● = CLEAR PINE (stock)
▲ = PRIMED FJ PINE (stock)

◆ = POPLAR (stock)
★ = PRIMED MDF (stock)

🌲 = OAK (stock)
PVC = PVC (stock)

⓪ = SPECIAL ORDER
C = CUSTOM RUN



TL-AB509
1-5/16" x 7-9/16" ▲




TL-AB404
1-1/8" x 7-5/16"
○ = SPECIAL ORDER



TL-793PCM
1-1/16" x 6-1/8" ▲



TL-GSUC31
1 1/16" x 3-5/8"
○ = SPECIAL ORDER




TL-GSUC41
11/16" x 4-5/8"

O = SPECIAL ORDER

TL-GSUC51
13/16" x 5-5/8"

O = SPECIAL ORDER



TL-GSC412
1" x 4-1/2"
① = SPECIAL ORDER

TL-GSPLC612
3/4" x 6-1/2"
① = SPECIAL ORDER

● = CLEAR PINE (stock)

◆ = POPLAR (stock)

🌲 = OAK (stock)

① = SPECIAL ORDER

▲ = PRIMED FJ PINE (stock)

★ = PRIMED MDF (stock)

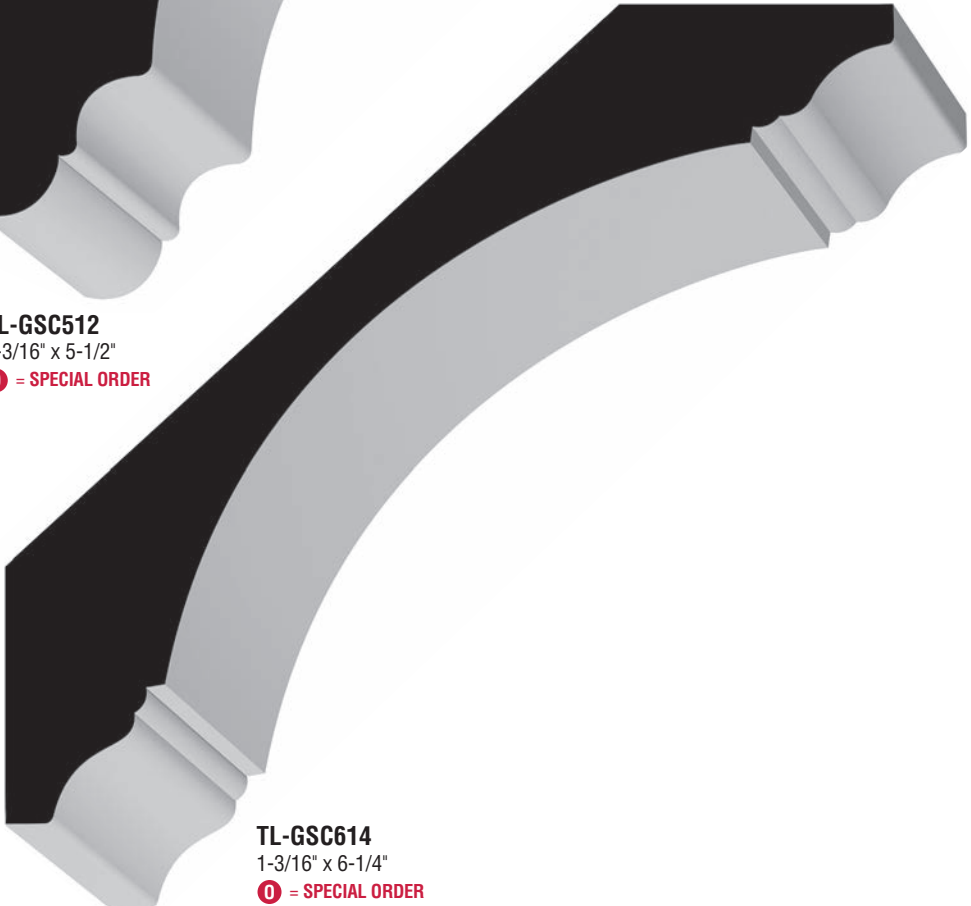
PVC = PVC (stock)

C = CUSTOM RUN




TL-GSC512
1-3/16" x 5-1/2"

① = SPECIAL ORDER




TL-GSC614
1-3/16" x 6-1/4"

① = SPECIAL ORDER



TL-GSUC71
1" x 7-1/4"

O = SPECIAL ORDER



TL-GSPLC634
1-3/16" x 6-3/4"

O = SPECIAL ORDER

● = CLEAR PINE (stock)

◆ = POPLAR (stock)

🌲 = OAK (stock)

O = SPECIAL ORDER

▲ = PRIMED FJ PINE (stock)

★ = PRIMED MDF (stock)

PVC = PVC (stock)

C = CUSTOM RUN



TL-GSPLC712

1" x 7-1/2"

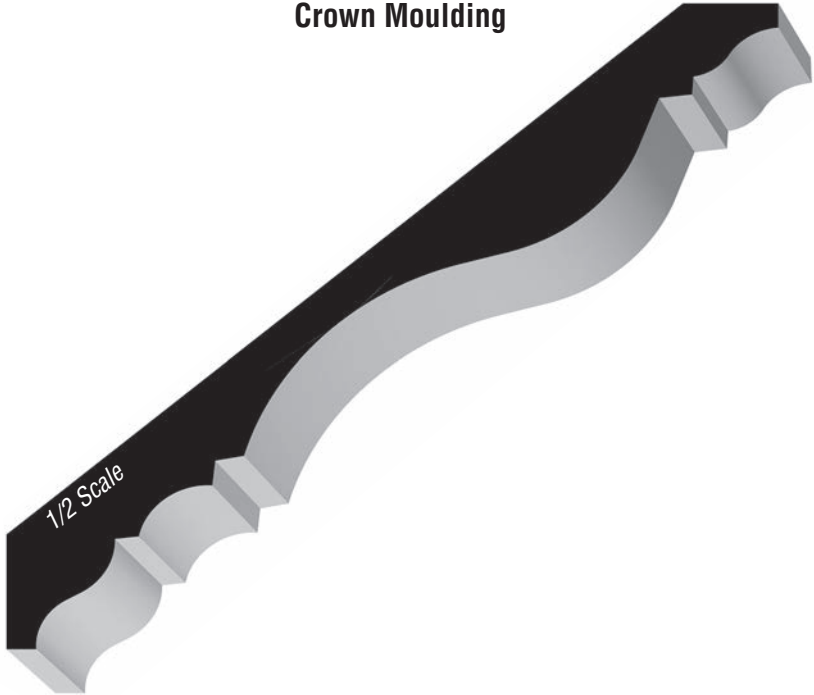
0 = SPECIAL ORDER

TL-GSC738

1-3/16" x 7-3/8"

0 = SPECIAL ORDER

Crown Moulding



TL-GSPLC1012
1-3/16" x 10-1/2"
O = SPECIAL ORDER

Crown Moulding Backer



TL-2894
1-9/32" x 3"
C = CUSTOM RUN

Note: See Combination TL-3180 on Page 145 for Usage

● = CLEAR PINE (stock)

◆ = POPLAR (stock)

🌲 = OAK (stock)

O = SPECIAL ORDER

▲ = PRIMED FJ PINE (stock)

★ = PRIMED MDF (stock)

PVC = PVC (stock)

C = CUSTOM RUN



TL-539
9/16" x 3-5/16" ◆



TL-3208
1/2" x 2-29/32"
C = CUSTOM RUN



TL-4271
5/16" x 2-1/4"
C = CUSTOM RUN

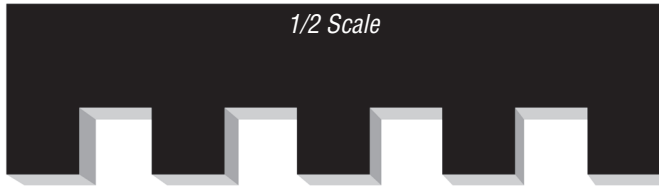


TL-542
3/4" x 4"
C = CUSTOM RUN



TL-3210
1" x 3-3/4"
C = CUSTOM RUN

Dentil Moulding



TL-739

1/2" x 1-3/4"

⓪ = SPECIAL ORDER

Door Stop



TL-948

3/8" x 1-1/8" ▲



TL-878

7/16" x 1-1/8" ▲



TL-936

7/16" x 1-3/8" ▲



TL-876

7/16" x 1-3/8" ▲



TL-935

7/16" x 1-5/8" ▲



TL-875

7/16" x 1-5/8" ▲

● = CLEAR PINE (stock)

◆ = POPLAR (stock)

🌲 = OAK (stock)

⓪ = SPECIAL ORDER

▲ = PRIMED FJ PINE (stock)

★ = PRIMED MDF (stock)

PVC = PVC (stock)

C = CUSTOM RUN

Door Stop



TL-816
7/16" x 1-3/8" ▲



TL-3032
9/16" x 2"
C = CUSTOM RUN



TL-2230
1/2" x 2-1/8"
C = CUSTOM RUN

Drip Cap



TL-PVC5283
11/16" x 1-5/8" **PVC**



TL-180
1-1/4" x 2" ▲ PVC



TL-544
1-1/16" x 1-9/16" ◆



TL-32
1-1/16" x 2-7/16"
C = CUSTOM RUN



TL-2023
1-13/16" x 3"
C = CUSTOM RUN



TL-40
1-13/16" x 1-7/8"
C = CUSTOM RUN

● = CLEAR PINE (stock)

▲ = PRIMED FJ PINE (stock)

◆ = POPLAR (stock)

★ = PRIMED MDF (stock)

🌲 = OAK (stock)

PVC = PVC (stock)

O = SPECIAL ORDER

C = CUSTOM RUN



3/4 Scale

TL-2126

1-1/4" x 6-5/8"

C = CUSTOM RUN

Other Jamb Depths Available



3/4 Scale

TL-2126

**with Q-Lon
Weatherstrip**
1-1/4" x 6-5/8"

C = CUSTOM RUN

Other Jamb Depths Available



3/4 Scale

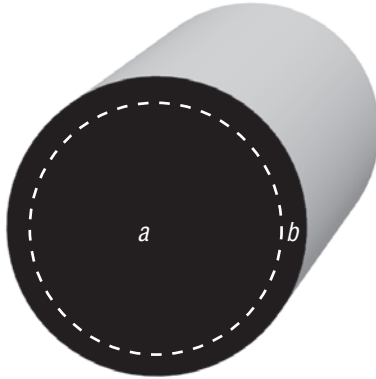
TL-2127

1-1/4" x 6-5/8"

C = CUSTOM RUN

Other Jamb Depths Available

Full Round



- a) **TL-233**
1-5/16" x 1-5/16" ●
- b) **TL-232**
1-9/16" x 1-9/16" ●

Glass Bead



TL-147
1/2" x 9/16" ▲

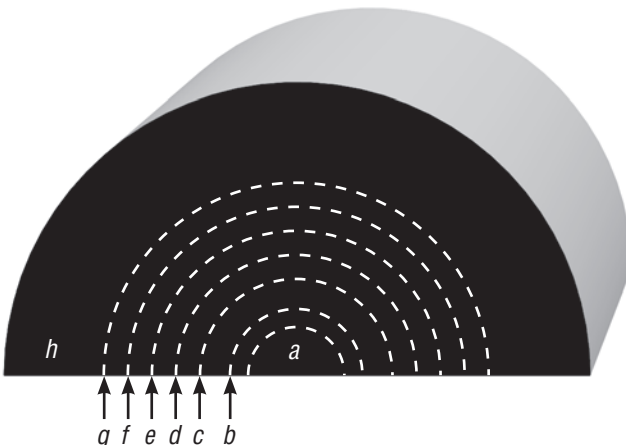


TL-145
1 1/16" x 3/4" ▲



TL-152
3/8" x 1 1/16"
C = CUSTOM RUN

Half Round



- a) **TL-124**
1/4" x 1/2" ●
- b) **TL-122**
1 1/32" x 1 1/16" ▲
- c) **TL-120**
1/2" x 1" ▲
- d) **TL-119**
5/8" x 1-1/4" **C** = CUSTOM RUN
- e) **TL-116**
3/4" x 1-1/2" ◆
- f) **TL-6**
7/8" x 1-3/4" **C** = CUSTOM RUN
- g) **TL-7**
1" x 2" ◆
- h) **TL-8**
1-1/2" x 3" ◆

● = CLEAR PINE (stock)

◆ = POPLAR (stock)

🌲 = OAK (stock)


D = SPECIAL ORDER

▲ = PRIMED FJ PINE (stock)

★ = PRIMED MDF (stock)

PVC = PVC (stock)


C = CUSTOM RUN



TL-231
1-1/2" x 1-11/16" ●



TL-240
1-1/4" x 2-1/4" ▲



TL-3896
1-7/8" x 2-5/8"
C = CUSTOM RUN



TL-14
1-5/8" x 5-1/4" ◆

● = CLEAR PINE (stock)

▲ = PRIMED FJ PINE (stock)

◆ = POPLAR (stock)


★ = PRIMED MDF (stock)

🌲 = OAK (stock)

PVC = PVC (stock)

O = SPECIAL ORDER

C = CUSTOM RUN



TL-3103
2-3/8" x 2-1/2"
C = CUSTOM RUN



TL-3323
2-1/8" x 2-3/4"
C = CUSTOM RUN



TL-3154
2-3/4" x 1-3/4"
C = CUSTOM RUN

● = CLEAR PINE (stock)

◆ = POPLAR (stock)

🌲 = OAK (stock)

O = SPECIAL ORDER

▲ = PRIMED FJ PINE (stock)

★ = PRIMED MDF (stock)

PVC = PVC (stock)

C = CUSTOM RUN



TL-3150

2-5/8" x 2-5/8"

C = CUSTOM RUN




TL-3153

2-3/4" x 2-3/4"

C = CUSTOM RUN

Hand Rail



TL-2788

2-1/4" x 3-1/4"

C = CUSTOM RUN

Header Cap



TL-35

1" x 2" ◆



TL-3166

1-7/16" x 2-1/4"

C = CUSTOM RUN

● = CLEAR PINE (stock)

◆ = POPLAR (stock)

🌲 = OAK (stock)

O = SPECIAL ORDER

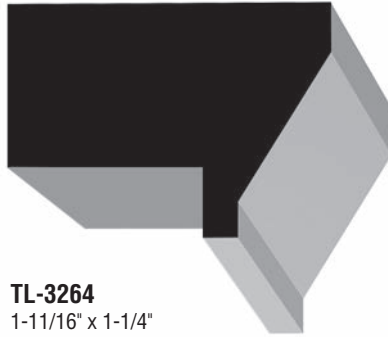
▲ = PRIMED FJ PINE (stock)

★ = PRIMED MDF (stock)

PVC = PVC (stock)

C = CUSTOM RUN

Header Cap



TL-3264
1-11/16" x 1-1/4"
C = CUSTOM RUN

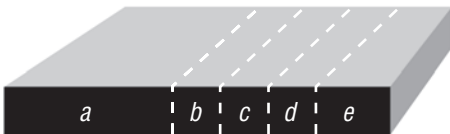


TL-3265
1-3/4" x 1"
C = CUSTOM RUN



TL-3266
1-1/2" x 7/8"
C = CUSTOM RUN

Lattice



- a) **TL-270**
1/4" x 7/8" ●
- b) **TL-268**
1/4" x 1-1/8" ●
- c) **TL-267**
1/4" x 1-3/8" ●

- d) **TL-266**
1/4" x 1-5/8" ●
- e) **TL-962**
1/4" x 2" ●



TL-530
3/4" x 1-5/8" ▲



TL-532
3/4" x 1-3/4" ◆



TL-18
7/8" x 1-15/16" ◆



TL-2211
1" x 1-15/32"
C = CUSTOM RUN



TL-2792
1-1/8" x 1-31/32"
C = CUSTOM RUN



TL-2169
11/16" x 1-7/8"
C = CUSTOM RUN



TL-2979
13/16" x 1-13/16"
C = CUSTOM RUN



TL-9
1-5/8" x 5-1/8" ◆



TL-2795
1-3/16" x 3-1/2"
C = CUSTOM RUN



TL-10
1-3/8" x 5" ◆

Nosing & Cove



TL-20
3/4" x 1-5/16" ◆



TL-21
1-1/8" x 1-3/4" ◆



TL-22
1-5/16" x 2-1/4" ◆



TL-2871
1-1/2" x 2-3/8"
C = CUSTOM RUN

Ogee



TL-167
11/16" x 7/8" ▲



TL-166
11/16" x 1-1/4" ▲

● = CLEAR PINE (stock)

◆ = POPLAR (stock)

🌲 = OAK (stock)

D = SPECIAL ORDER

▲ = PRIMED FJ PINE (stock)

★ = PRIMED MDF (stock)

PVC = PVC (stock)

C = CUSTOM RUN

Ogee



TL-16
1-3/8" x 2" ◆



TL-17
2-5/16" x 1-7/8" ◆

Panel Moulding



TL-57
9/16" x 1-11/16" ◆



TL-164
11/16" x 1-1/8" PVC



TL-54
5/8" x 1-3/8" ◆




TL-56
3/4" x 1-1/2" ◆



TL-62
1" x 1-3/4" ◆



TL-64
1-1/4" x 2" ▲



TL-314
3/4" x 1-3/8" ◆



TL-2032
3/4" x 2"
C = CUSTOM RUN



TL-2239
13/16" x 1-7/8"
C = CUSTOM RUN



TL-2792
1-1/8" x 1-31/32"
C = CUSTOM RUN

● = CLEAR PINE (stock)

◆ = POPLAR (stock)

🌲 = OAK (stock)


⓪ = SPECIAL ORDER

▲ = PRIMED FJ PINE (stock)

★ = PRIMED MDF (stock)

PVC = PVC (stock)

C = CUSTOM RUN




TL-3990
3/4" x 1-5/8"

C = CUSTOM RUN



TL-3941
13/16" x 1-7/8"

C = CUSTOM RUN



TL-3486
1/2" x 1-5/16"

C = CUSTOM RUN



TL-GSMCS1
5/8" x 1"

0 = SPECIAL ORDER



TL-GSMCAP1
3/4" x 1-1/16"

0 = SPECIAL ORDER



TL-GSMCAP2
3/4" x 1-1/16"

0 = SPECIAL ORDER



TL-GSMCAP54
1" x 1-3/4"

0 = SPECIAL ORDER



TL-GSMCAP34
5/8" x 1-3/4"

0 = SPECIAL ORDER

● = CLEAR PINE (stock)

▲ = PRIMED FJ PINE (stock)

◆ = POPLAR (stock)

★ = PRIMED MDF (stock)

🌲 = OAK (stock)

PVC = PVC (stock)

0 = SPECIAL ORDER

C = CUSTOM RUN

Picture Moulding



TL-276
3/4" x 1-3/4" ●



TL-277
3/4" x 1-3/4"
C = CUSTOM RUN

Plank Moulding



TL-211
1 1/16" x 1-9/16" ▲

Pilaster/Fluting



TL-123
3/4" x 3-1/2" ◆



TL-343
7/8" x 7-3/16"
C = CUSTOM RUN

Note: Available on Any Size Board.

● = CLEAR PINE (stock)

◆ = POPLAR (stock)

🌲 = OAK (stock)

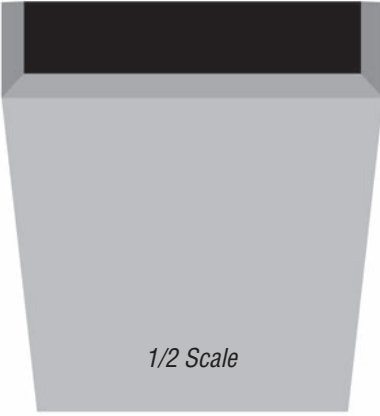
D = SPECIAL ORDER

▲ = PRIMED FJ PINE (stock)

★ = PRIMED MDF (stock)

PVC = PVC (stock)

C = CUSTOM RUN



TL-720

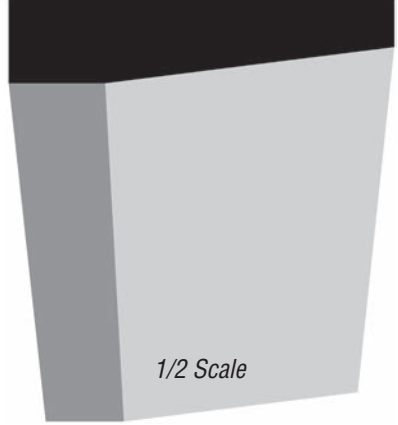
1" x 4" x Any Height

For Use with TL-332, TL-361 and TL-412 Casing.

C = CUSTOM RUN

Note: TL-721

1" x 3-3/4" x Any Height is also Available for Use with TL-750 Reeded Casing.



TL-722

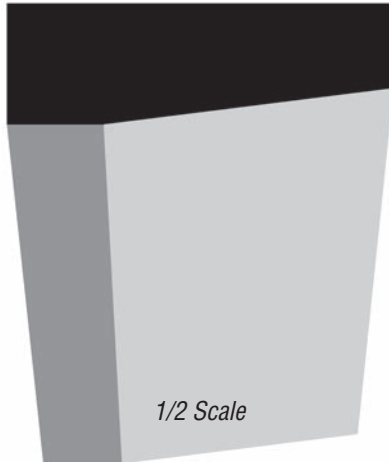
7/8" x 4" x Any Height

For Use with TL-332 and TL-361 Casing.

C = CUSTOM RUN

Note: TL-723

7/8" x 3-3/4" x Any Height is also Available for Use with TL-445 Casing.



TL-724

1-1/4" x 4" x Any Height

For Use with TL-310 and TL-311 Casing.

C = CUSTOM RUN



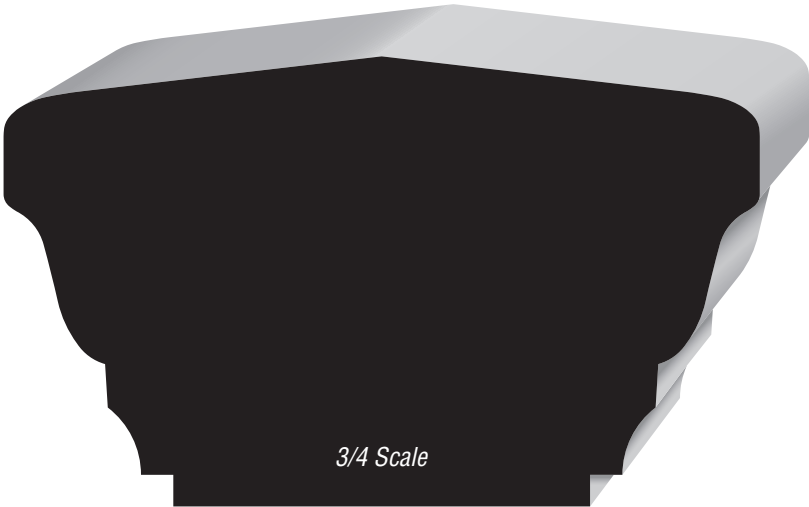
TL-533
1-5/8" x 2-5/8"
C = CUSTOM RUN



TL-534
1-5/8" x 2-5/8"
C = CUSTOM RUN




TL-2828
1-1/2" x 3-1/2"
C = CUSTOM RUN



3/4 Scale

TL-4104
3-1/8" x 5-1/4"
C = CUSTOM RUN



TL-3151

2-3/4" x 2-3/4"

C = CUSTOM RUN



TL-3152

1-3/4" x 2-3/4"

C = CUSTOM RUN

● = CLEAR PINE (stock)

◆ = POPLAR (stock)

🌲 = OAK (stock)

O = SPECIAL ORDER

▲ = PRIMED FJ PINE (stock)

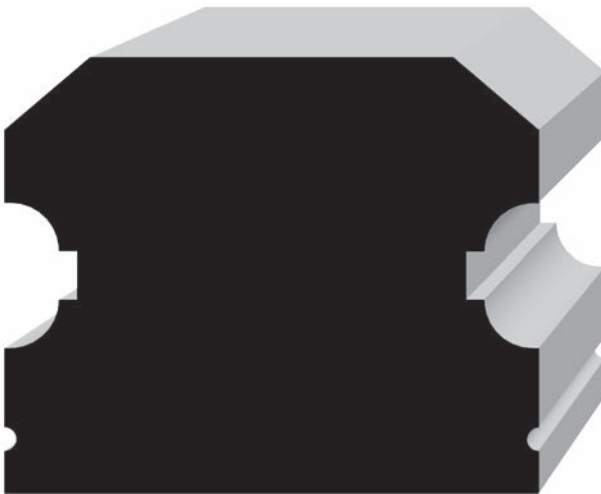
★ = PRIMED MDF (stock)

PVC = PVC (stock)

C = CUSTOM RUN




TL-535
2-13/16" x 3-15/16"
C = CUSTOM RUN



TL-536
2-13/16" x 2-1/4"
C = CUSTOM RUN

Quarter Round




- | | |
|-----------------------------------|---|
| a) TL-110
1/4" x 1/4" ● | d) TL-106
11/16" x 11/16" ▲ |
| b) TL-109
3/8" x 3/8" ● | e) TL-107
7/8" x 7/8" ● |
| c) TL-108
1/2" x 1/2" ▲ | f) TL-103
1-1/16" x 1-1/16" ▲ |

Reeding



TL-750
3/4" x 3-1/4" ◆




TL-736

1" x 3-3/4" x 3-3/4"

C = CUSTOM RUN

*Note: Can be Made in Any Size and Any Thickness.
Bullseye is 3-5/16"*




TL-733

1" x 3-3/4" x 3-3/4"

C = CUSTOM RUN

*Note: Can be Made in Any Size and Any Thickness.
Bullseye is 2-9/16"*




TL-3035

1" x 3-11/16" x 3-11/16"

C = CUSTOM RUN

*Note: Can be Made in Any Size and Any Thickness.
Bullseye is 2-3/4"*



TL-3044

1" x 4-3/16" x 4-3/16"

C = CUSTOM RUN

*Note: Can be Made in Any Size and Any Thickness.
Bullseye is 2-13/16"*



TL-123
3/4" x 3-1/2" ◆



TL-343
7/8" x 7-3/16"
C = CUSTOM RUN

*Note: Available on Any
Size Board.*



TL-212
3/4" x 3-3/4"
C = CUSTOM RUN



TL-802PCM
3/4" x 3-5/16" ▲



TL-2781
7/8" x 3-3/4"

C = CUSTOM RUN



TL-801PCM
3/4" x 5" ▲



TL-798PCM
3/4" x 4-1/2" ▲

● = CLEAR PINE (stock)

◆ = POPLAR (stock)

🌲 = OAK (stock)

D = SPECIAL ORDER

▲ = PRIMED FJ PINE (stock)


★ = PRIMED MDF (stock)

PVC = PVC (stock)

C = CUSTOM RUN

Scotia



TL-43
5/8" x 1/2" 

Screen Moulding



TL-138
5/16" x 5/8" ●



TL-142
1/4" x 3/4" ●



TL-144
1/4" x 3/4" ●


Shoe Moulding




TL-126
1/2" x 3/4" ▲ 



TL-127
5/16" x 1-1/4"
C = CUSTOM RUN



TL-3155
7/16" x 11/16"
C = CUSTOM RUN



TL-3156


9/16" x 13/16"

C = CUSTOM RUN



TL-254

1/2" x 3/4" ▲



TL-AB027


1/2" x 1" ▲



TL-AB205-2

1/2" x 2-1/4"

A&B CUSTOM



TL-GSMCS1

5/8" x 1"

C = CUSTOM RUN



TL-228
2-11/16" x 3-1/2"
C = CUSTOM RUN



TL-2871
1-1/2" x 2-3/8"
C = CUSTOM RUN



TL-229
1-11/16" x 3-1/2"
C = CUSTOM RUN



TL-27
3/4" x 1-1/8" ◆



TL-28
1-3/8" x 1-3/4" ◆



TL-30
1-1/8" x 1-3/4" ◆



TL-29
1-3/8" x 2-3/4" ◆

TL-794PCM
1-3/8" x 2-3/4" ▲



TL-31
1" x 2-1/8"
C = CUSTOM RUN



TL-3653
1-5/16" x 2-3/8"
C = CUSTOM RUN



TL-3166
1-7/16" x 2-1/4"
C = CUSTOM RUN



TL-33
1-5/8" x 4-1/4"
C = CUSTOM RUN



TL-3014
1-9/32" x 1-15/32"
C = CUSTOM RUN


Note: Also See Cabinet Head – Page 35



TL-2896

7/8" x 1-1/8"

C = CUSTOM RUN



TL-2783

1-1/4" x 1-3/8"

C = CUSTOM RUN



TL-AB603

1-11/16" x 3-1/2"

A&B CUSTOM



TL-AB604

1-3/4" x 3-3/4"

A&B CUSTOM

● = CLEAR PINE (stock)

◆ = POPLAR (stock)

🌲 = OAK (stock)

⓪ = SPECIAL ORDER

▲ = PRIMED FJ PINE (stock)

★ = PRIMED MDF (stock)

PVC = PVC (stock)

C = CUSTOM RUN

Solid Crown



TL-GSMSC175

7/8" x 1-3/4"

⓪ = SPECIAL ORDER



TL-GSMSC225

1-1/8" x 2-1/4"

⓪ = SPECIAL ORDER



TL-GSMSC275

1-3/8" x 2-3/4"

⓪ = SPECIAL ORDER

Stool



TL-1020

1-1/16" x 5-1/4" ▲

TL-1166

1-1/16" x 7-1/4" ▲ ◆

● = CLEAR PINE (stock)

▲ = PRIMED FJ PINE (stock)

◆ = POPLAR (stock)

★ = PRIMED MDF (stock)

🌲 = OAK (stock)

PVC = PVC (stock)

⓪ = SPECIAL ORDER

C = CUSTOM RUN



TL-1021
1 1/16" x 5-1/4" ★ ▲



TL-1021W
1 1/16" x 7-1/4" ★ ▲



TL-1159
1-1/16" x 5-1/2" ○ = SPECIAL ORDER



TL-1163
1-1/16" x 3-1/4" ○ = SPECIAL ORDER

● = CLEAR PINE (stock)

◆ = POPLAR (stock)

🌲 = OAK (stock)

○ = SPECIAL ORDER

▲ = PRIMED FJ PINE (stock)

★ = PRIMED MDF (stock)

PVC = PVC (stock)

■ = CUSTOM RUN



TL-1167

1" x 5-1/2"

C = CUSTOM RUN

Note: Available in Any Width or Depth



TL-1168

1" x 5-1/2"

C = CUSTOM RUN

Note: Available in Any Width or Depth



TL-1169

1-1/16" x 5-1/2"

C = CUSTOM RUN

Note: Available in Any Width or Depth



TL-2943

1" x 5-1/2"

C = CUSTOM RUN

Note: Available in Any Width or Depth



TL-2966

1" x 5-1/2"

C = CUSTOM RUN

Note: Available in Any Width or Depth



TL-2890

1" x 5-1/2"

C = CUSTOM RUN

Note: Available in Any Width or Depth

Stool




TL-4029

1-1/4" x 5-1/2"

C = CUSTOM RUN

Note: Available in Any Width or Depth

T-Astragal



TL-1305

1-1/4" x 2" ▲

(1-3/8" Door)

TL-2089

1-5/8" x 2-15/16"

C = CUSTOM RUN

(1-3/4" Door)

TL-1300

1-1/4" x 2-1/4" ●

(1-3/4" Door)

Wainscoting



TL-503PCM
3/8" x 3-3/16" ▲ PVC

Wainscoting Cap



TL-289
1-1/16" x 1-11/16" ◆



TL-500PCM
13/16" x 1-5/8" ▲

*Note: For More Wainscoting
Caps, See Page 198*

● = CLEAR PINE (stock)

◆ = POPLAR (stock)

🌲 = OAK (stock)

O = SPECIAL ORDER


▲ = PRIMED FJ PINE (stock)

★ = PRIMED MDF (stock)

PVC = PVC (stock)

C = CUSTOM RUN

Window Sill



TL-PVC960810
1-1/4" x 7-3/16" PVC

Window Stop



TL-523
3/8" x 7/8" ▲



TL-522
7/16" x 1-1/16" ▲



TL-519
7/16" x 1-3/8" ▲



TL-520
5/8" x 13/16" ▲



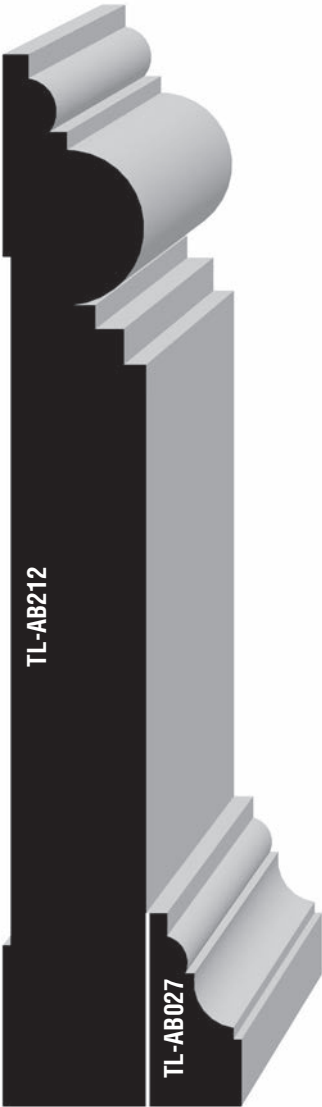
TL-521
1/2" x 1-1/8" ▲

COMBINATION MOULDINGS

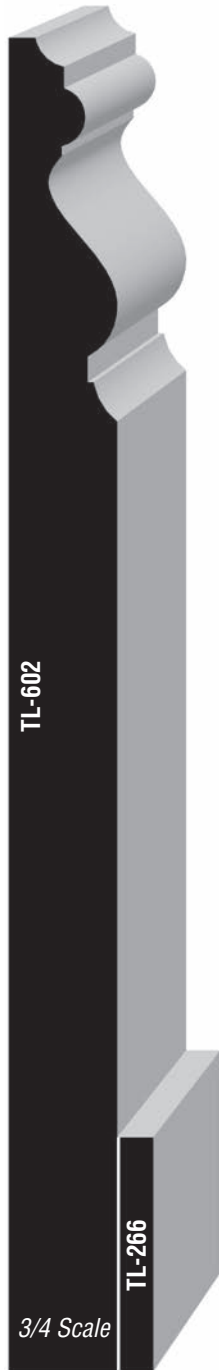
The following section illustrates very distinctive moulding patterns which have been created by combining traditional mouldings for a truly unique design look.



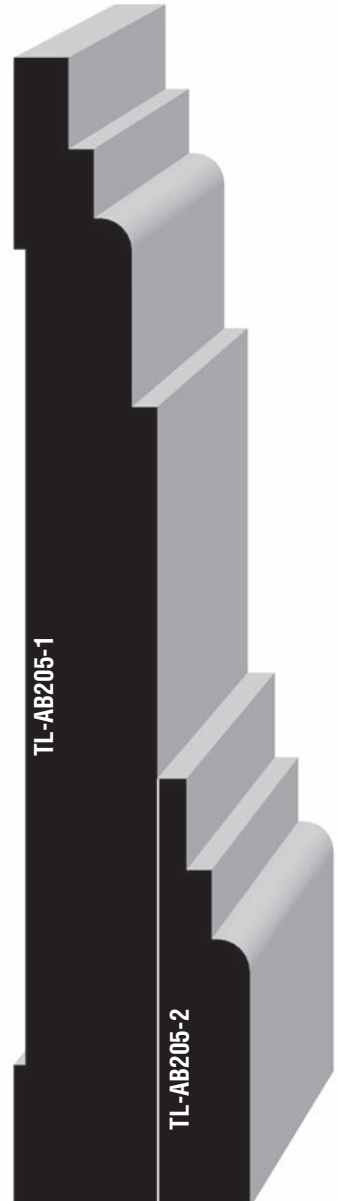
BUILDING MATERIALS DISTRIBUTION



TL-685 COMBINATION
1-1/4" x 5-1/2"



TL-681 COMBINATION
1" x 9-1/4"




TL-686 COMBINATION
1-1/4" x 6"



TL-683 COMBINATION
1-1/4" x 5-15/16"




TL-3164 COMBINATION
1-1/16" x 9-3/16"



TL-684 COMBINATION
1-1/4" x 7-1/8"




TL-3181 COMBINATION
1-7/16" x 8-3/16"



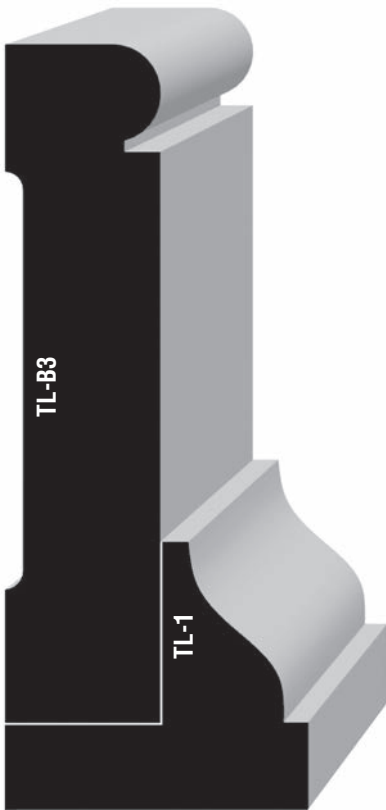
TL-3182 COMBINATION
1-5/16" x 7-15/16"




TL-4270 COMBINATION
1-1/16" x 8-1/2"




TL-4272 COMBINATION
1-3/16" x 5-1/2"



TL-671 COMBINATION
1-9/16" x 4"



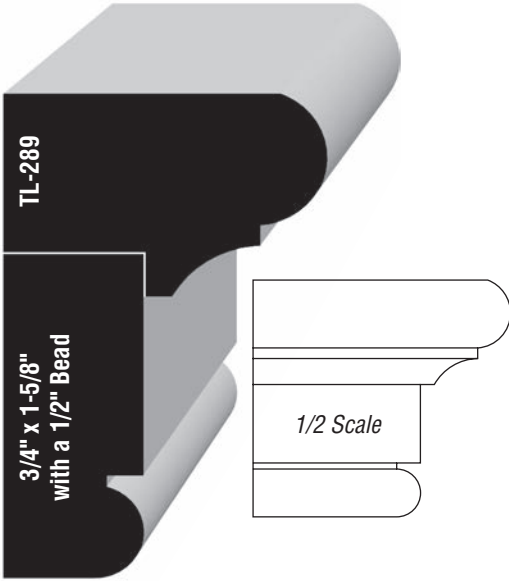
TL-670 COMBINATION
1-9/16" x 5-3/8"



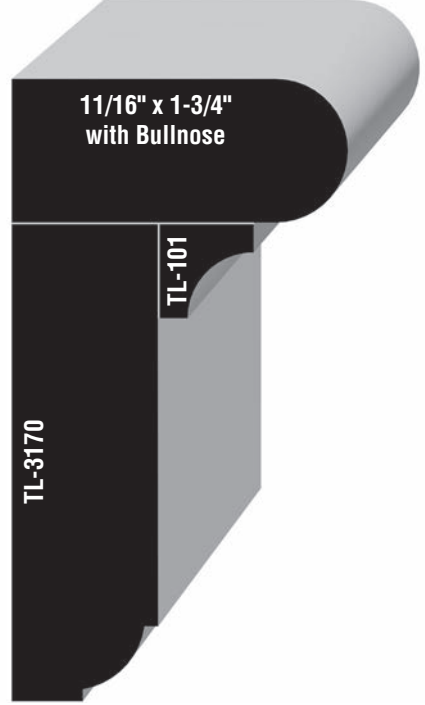
TL-4274 COMBINATION
1-1/16" x 4-5/16"



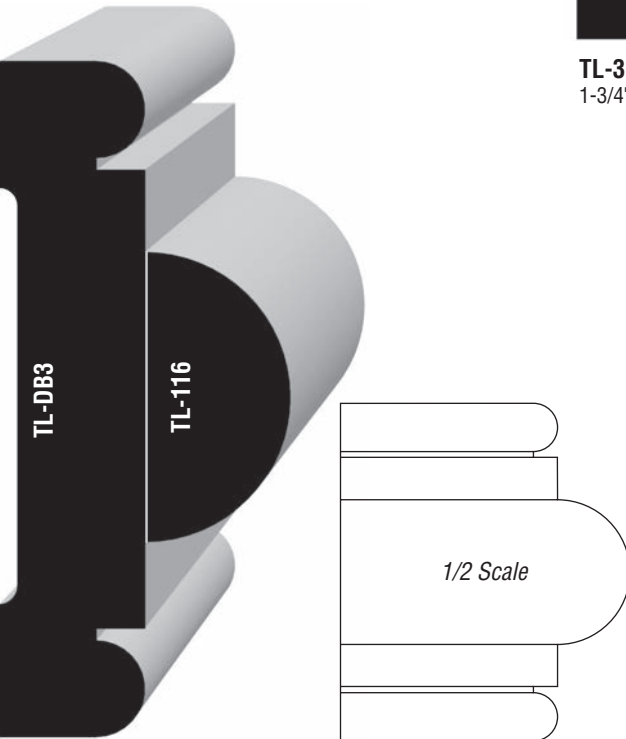
TL-4275 COMBINATION
1-1/16" x 5-5/16"



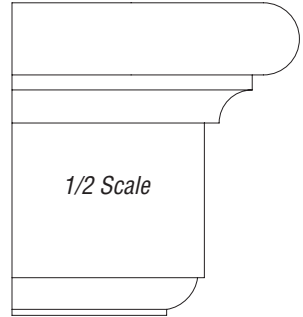
TL-650 COMBINATION
1-11/16" x 2-1/2"

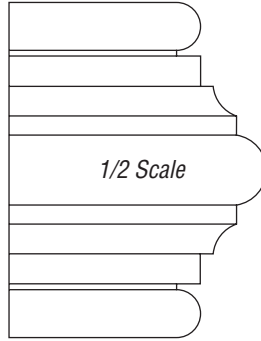
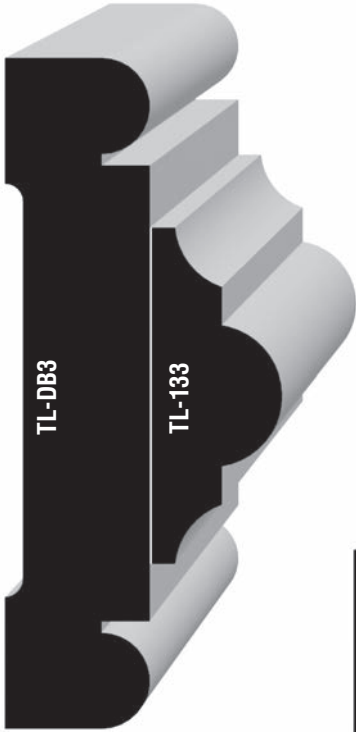


TL-3162 COMBINATION
1-3/4" x 3-1/4"

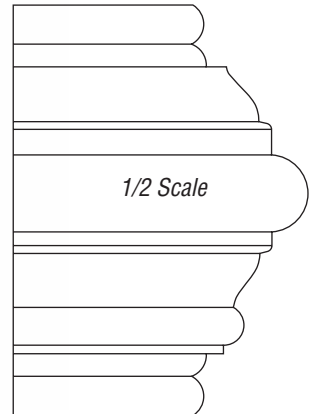
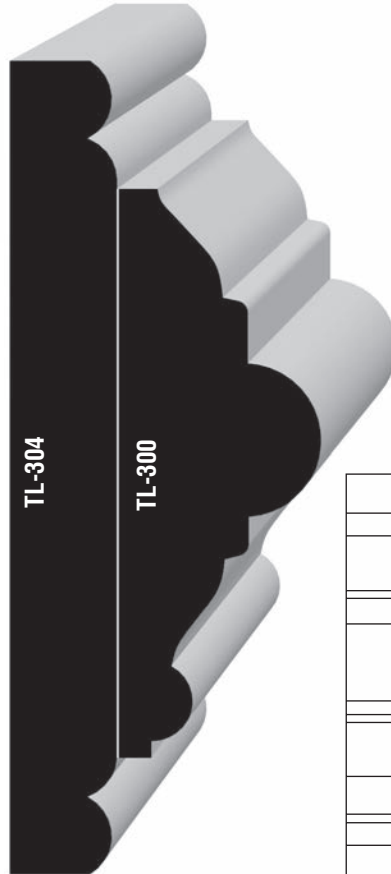


TL-652 COMBINATION
1-1/2" x 3-1/2"

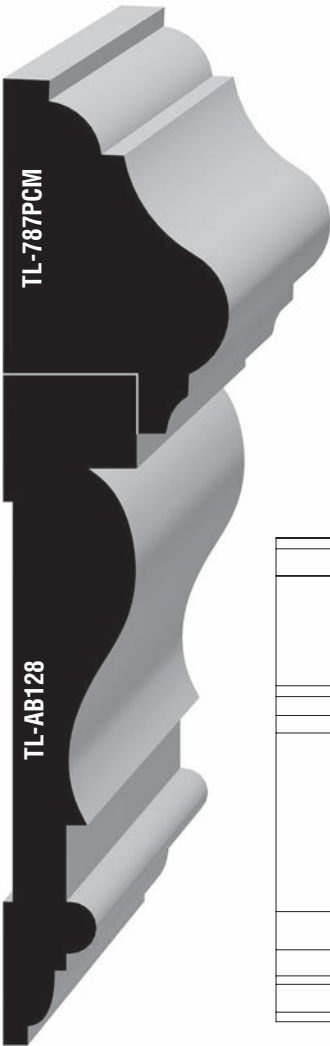




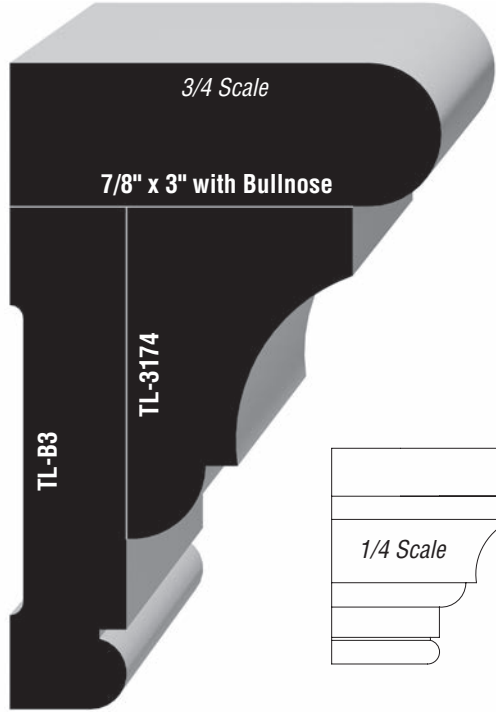
TL-651 COMBINATION
1-7/16" x 3-1/2"



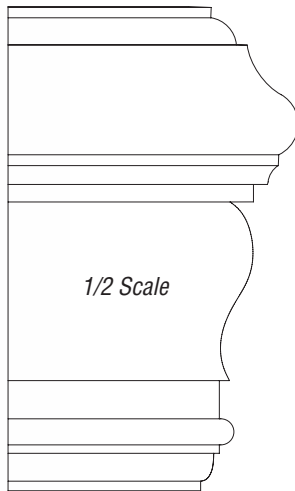
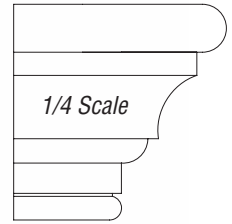
TL-654 COMBINATION
1-5/8" x 4-1/4"



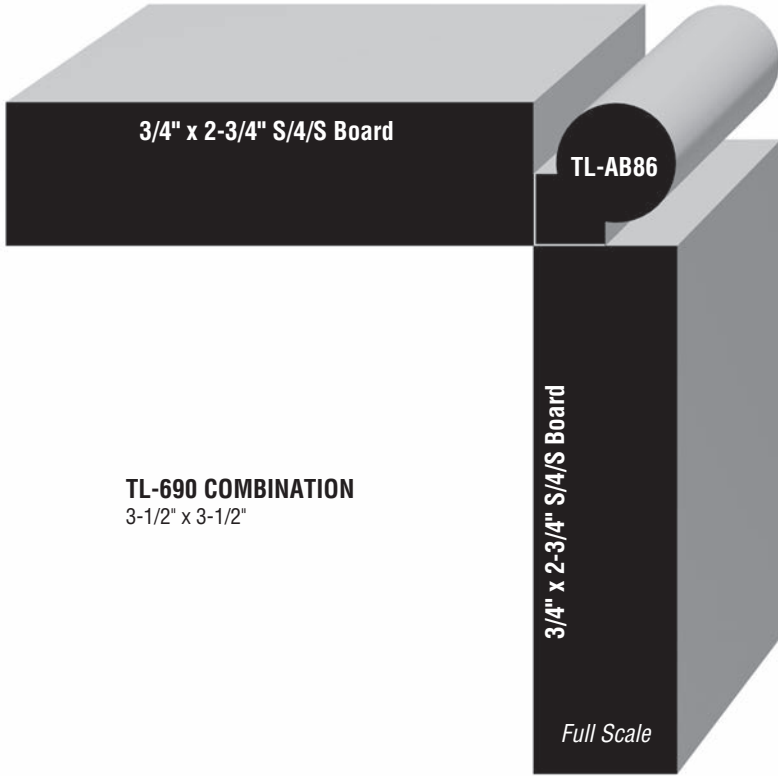
TL-3187 COMBINATION
1-3/16" x 5-1/32"



TL-3160 COMBINATION
3" x 4-1/2"

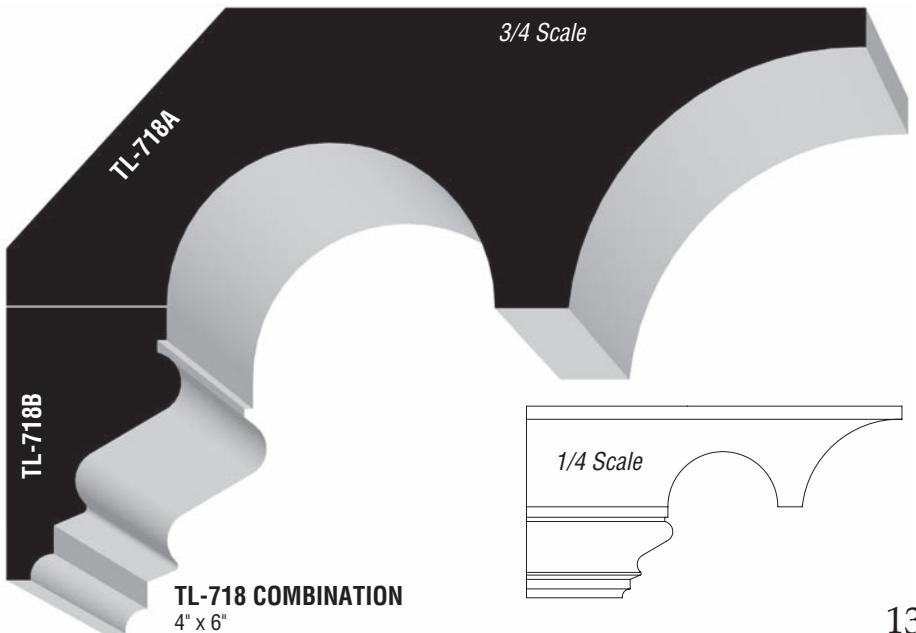


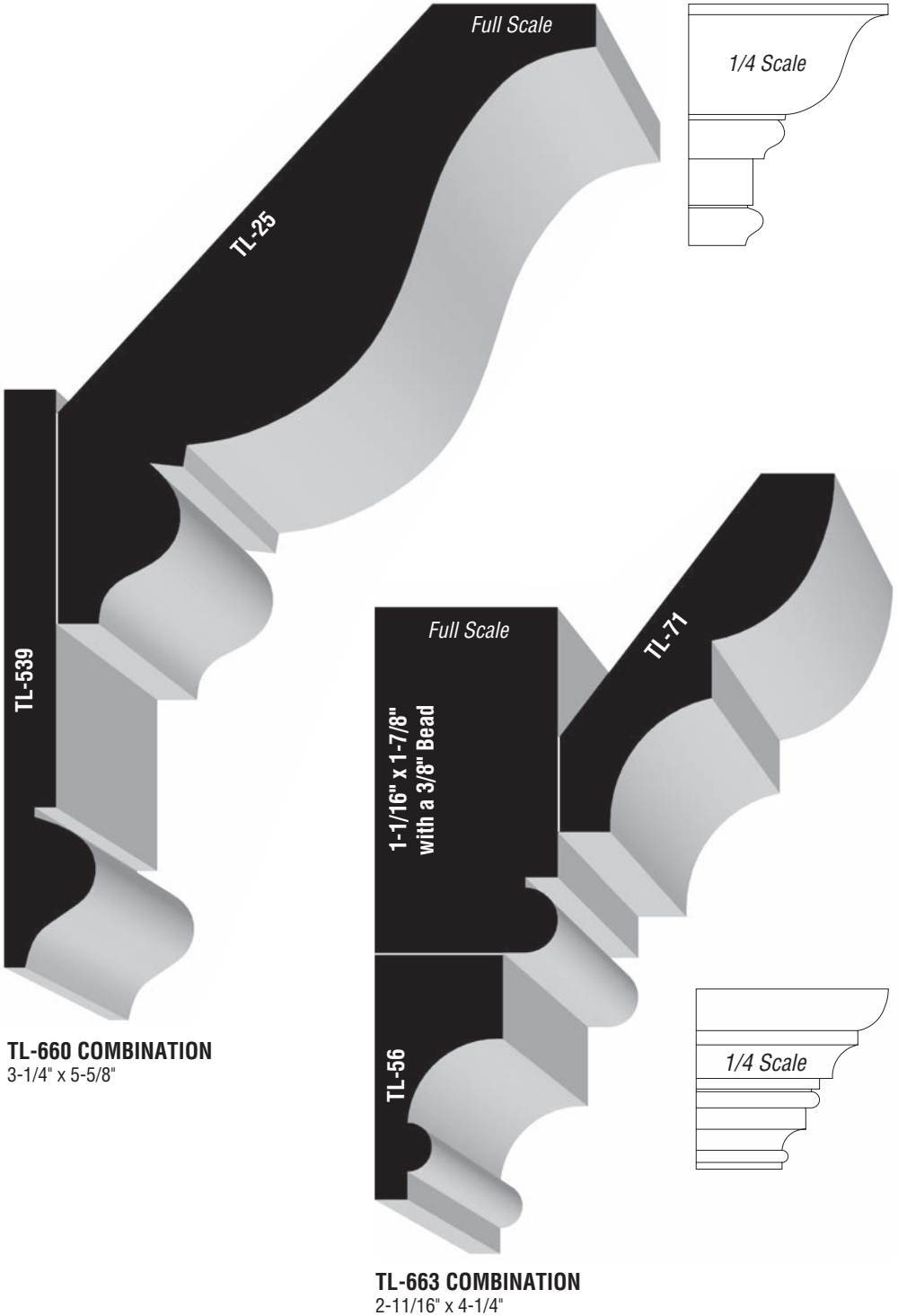
Corner Bead Combination

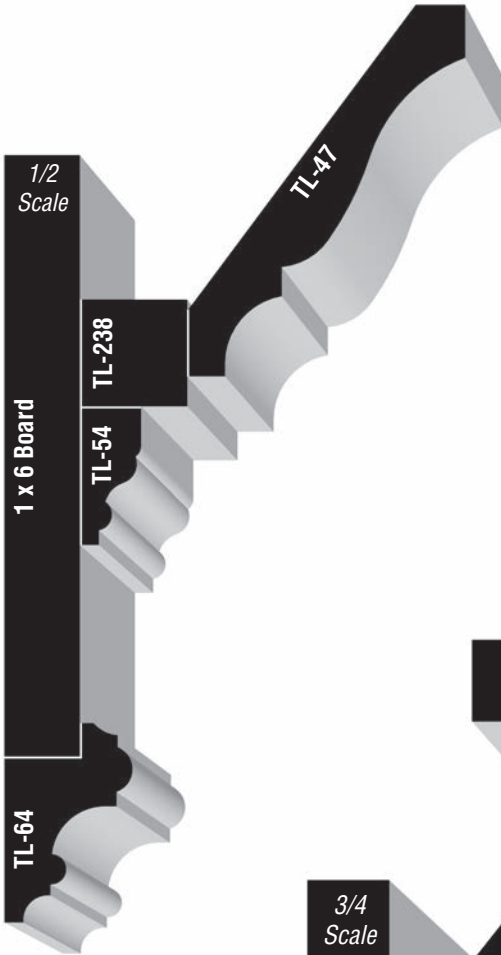


TL-690 COMBINATION
3-1/2" x 3-1/2"

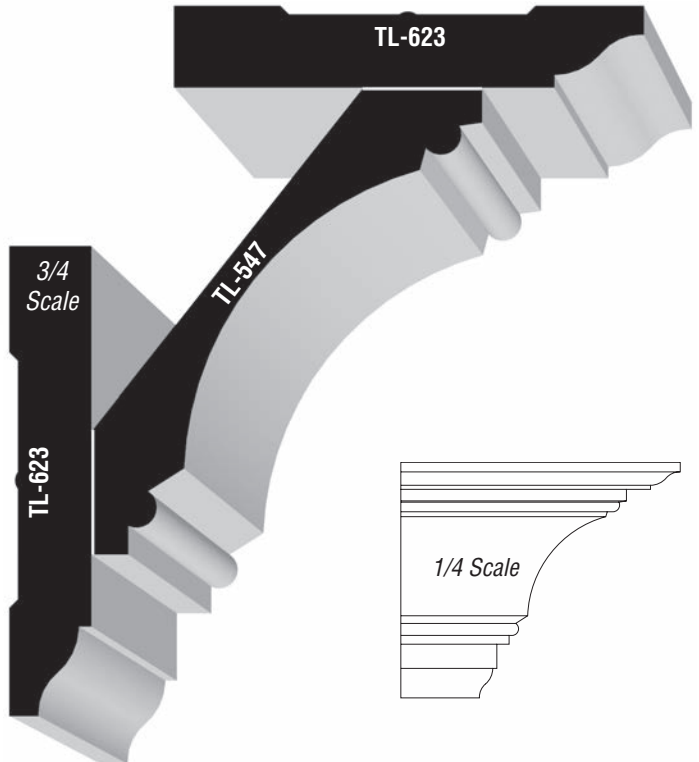
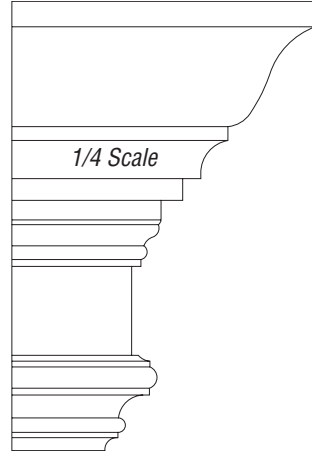
Crown Combination



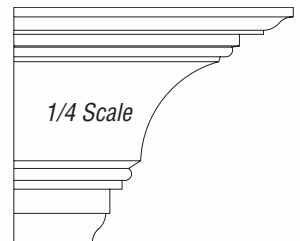


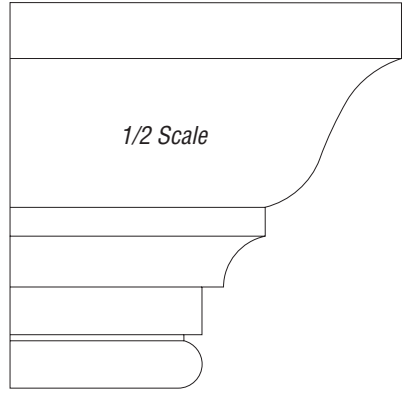
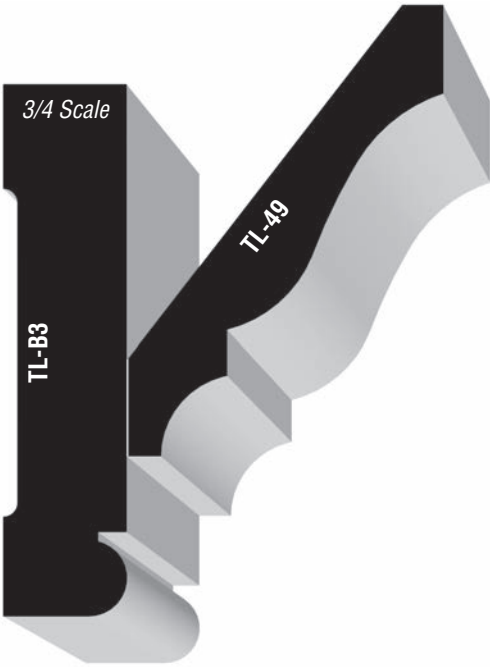


TL-661 COMBINATION
4-1/2" x 9-3/8"

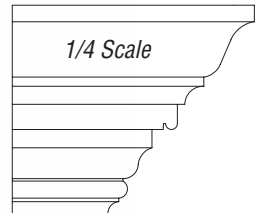
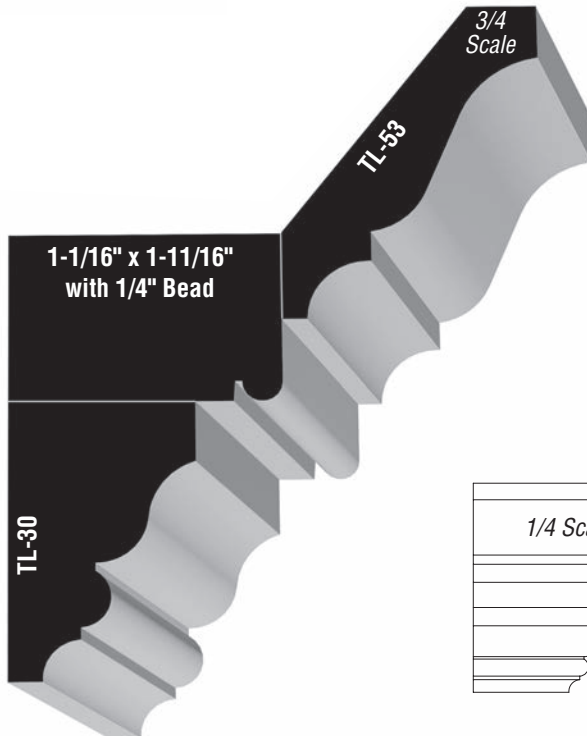


TL-662 COMBINATION
4-3/8" x 5"

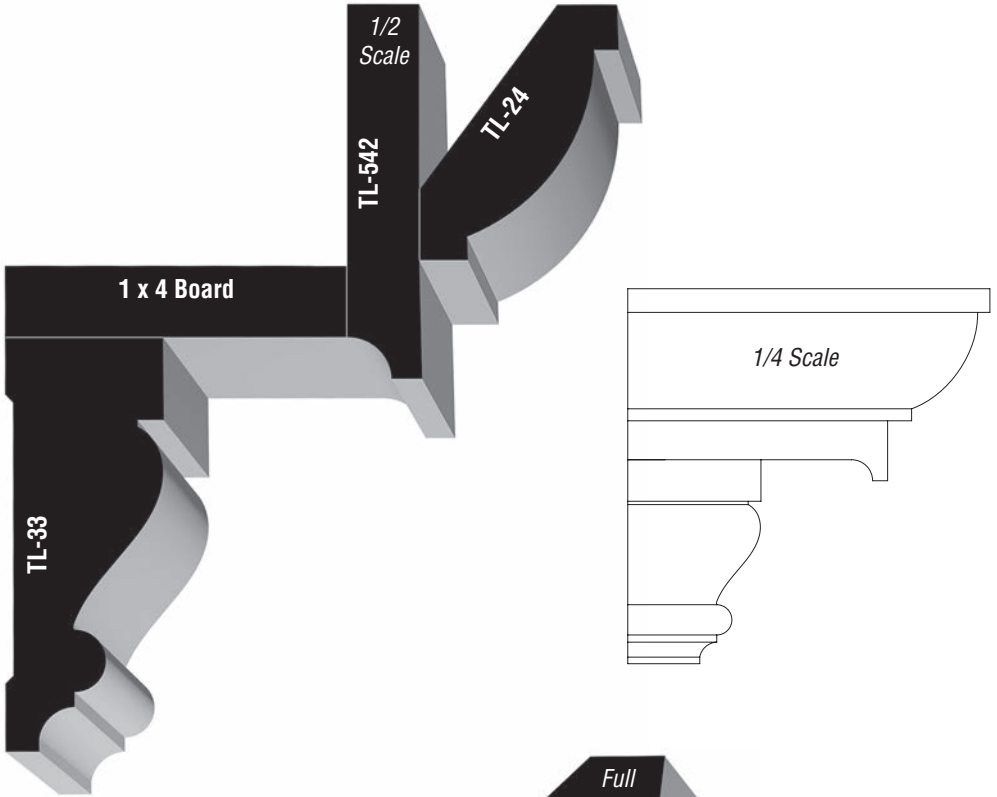




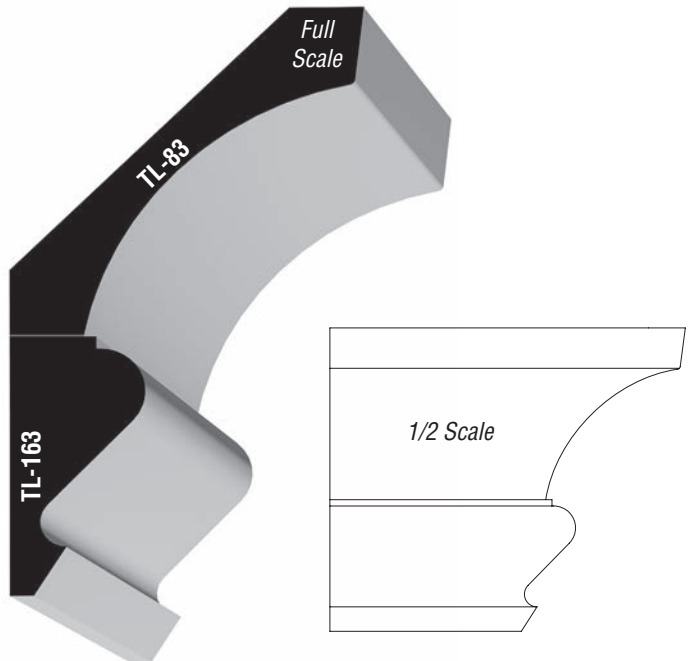
TL-664 COMBINATION
3-1/16" x 4-1/4"



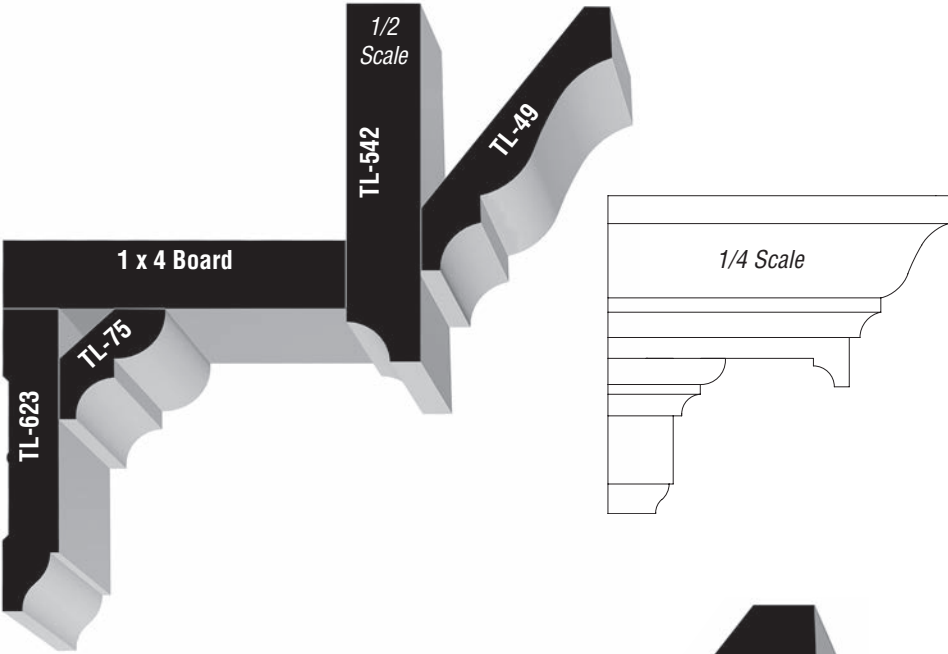
TL-3158 COMBINATION
3-9/32" x 4-3/8"



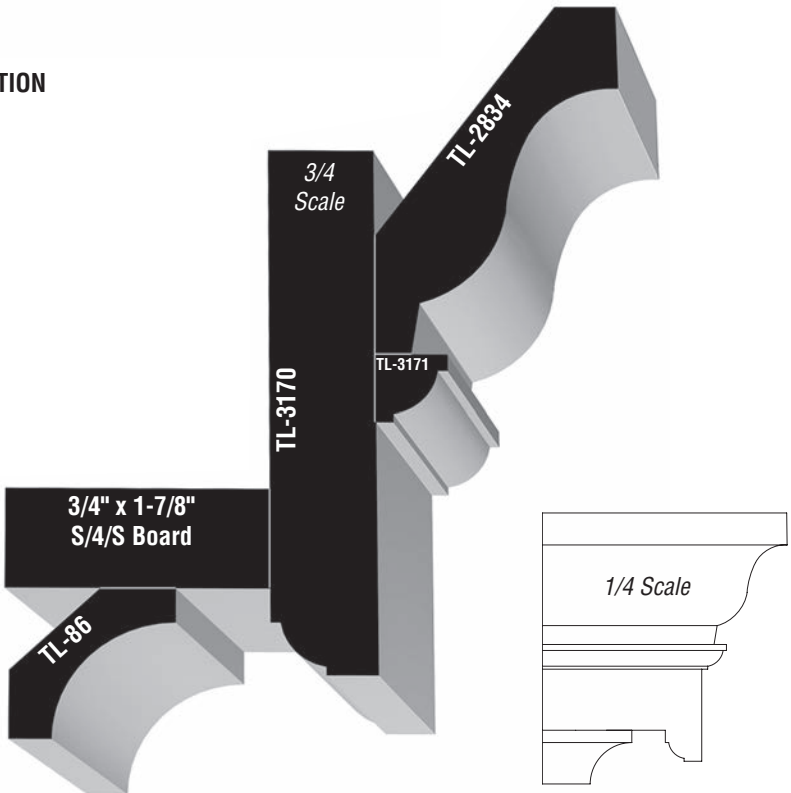
TL-665 COMBINATION
6-3/8" x 7-7/8"



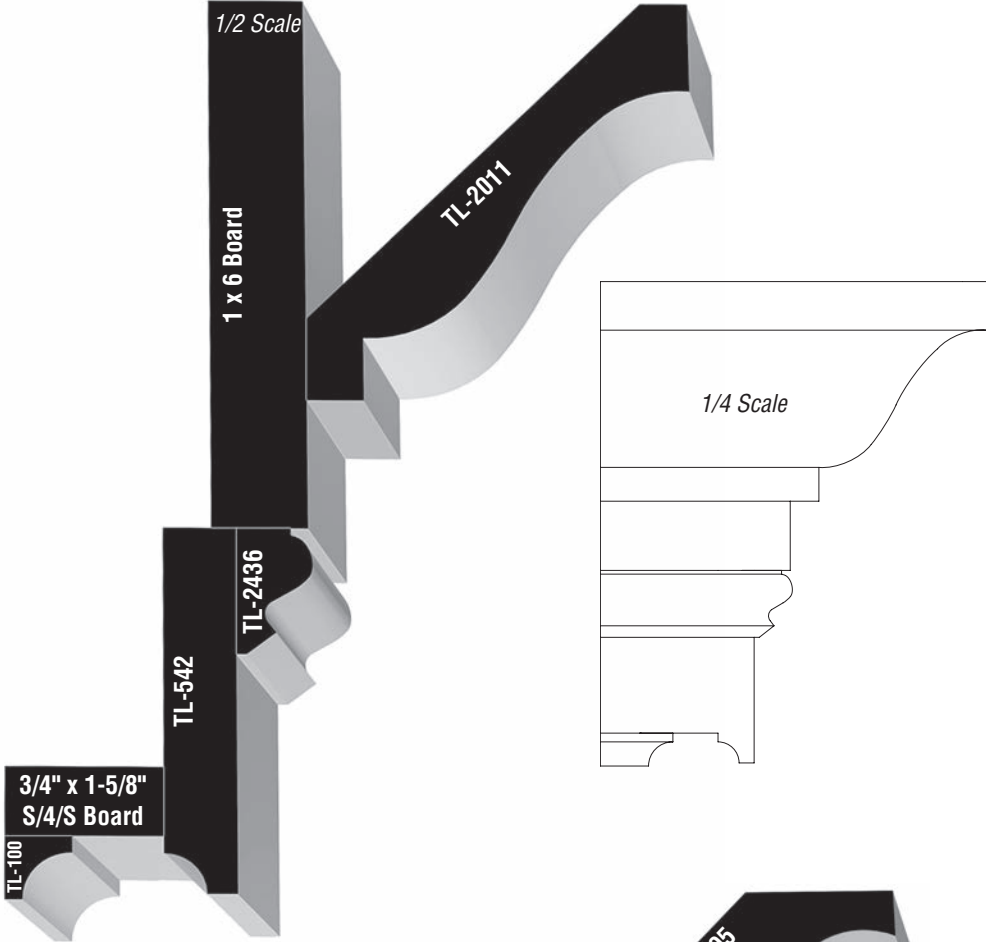
TL-3159 COMBINATION
1-27/32" x 3-5/32"



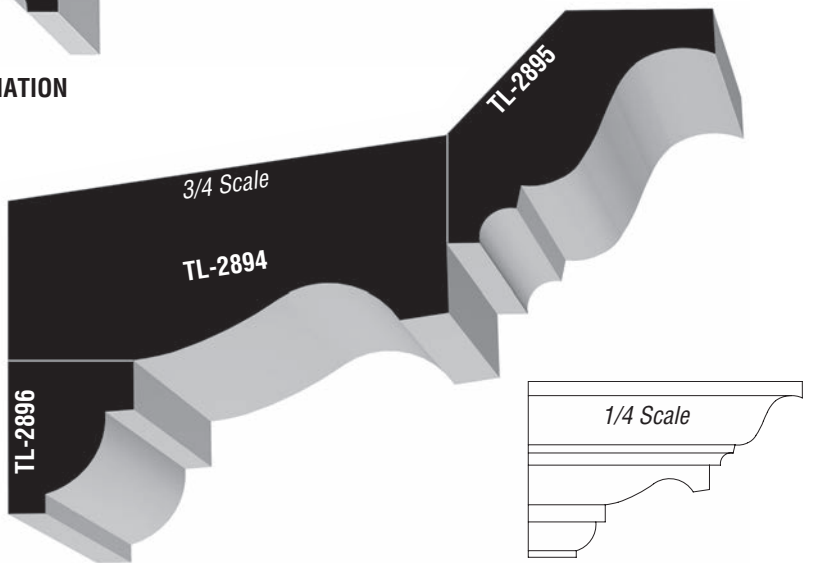
TL-3161 COMBINATION
6-11/32" x 6-21/32"



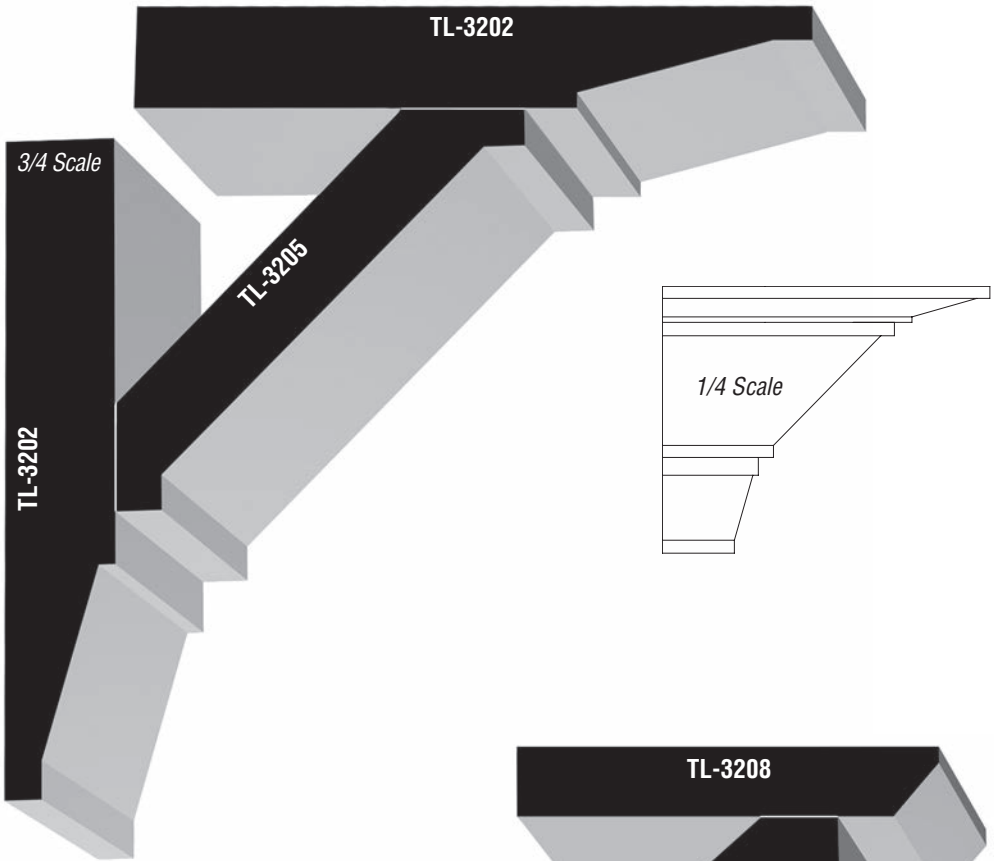
TL-3165 COMBINATION
4-13/32" x 5-21/32"



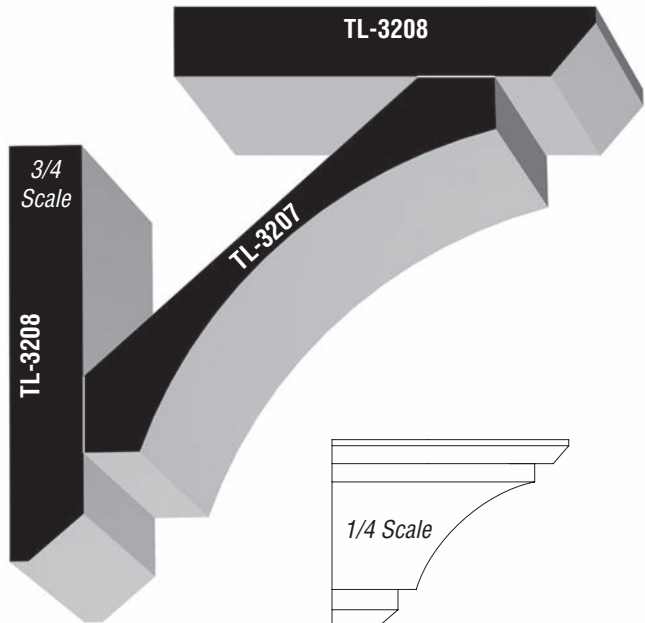
TL-3163 COMBINATION
7-3/16" x 10-1/16"



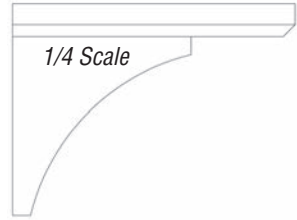
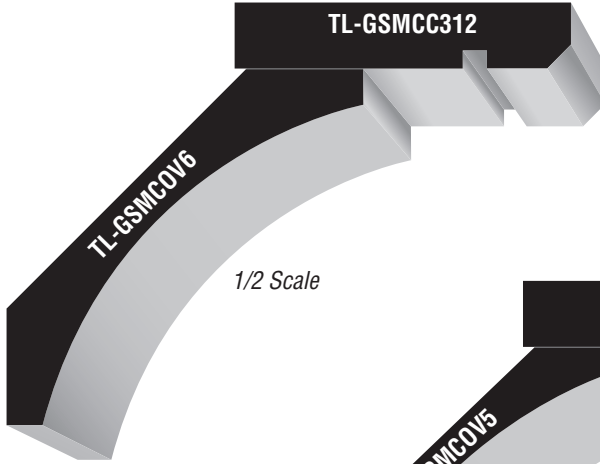
TL-3180 COMBINATION
4-31/32" x 3-21/32"



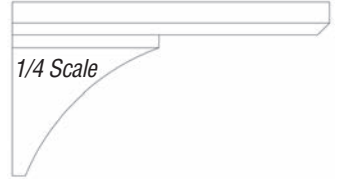
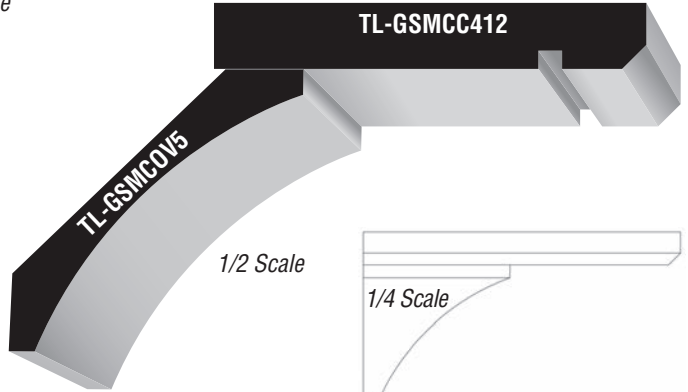
TL-3204 COMBINATION
5-9/16" x 5-9/16"



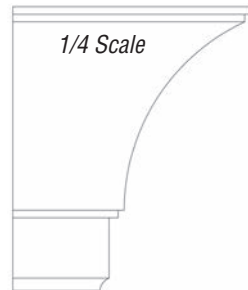
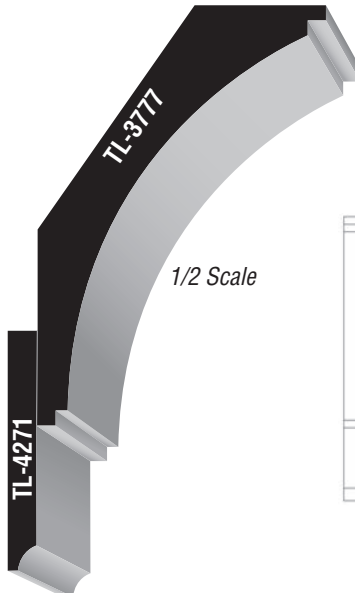
TL-3206 COMBINATION
4-1/16" x 3-7/8"




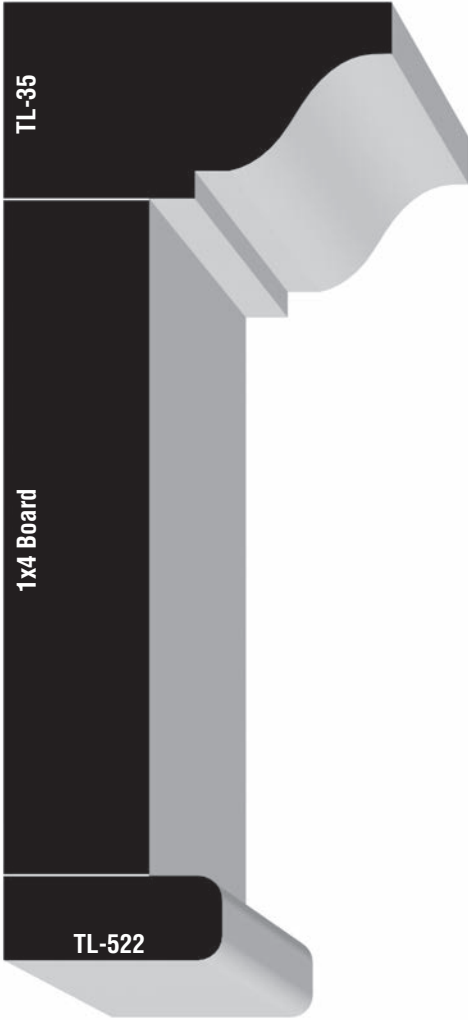
TL-4276 COMBINATION
4-13/32" x 5-7/8"



TL-4277 COMBINATION
3-5/8" x 6-5/8"



TL-4273 COMBINATION
3-5/16" x 5-7/8"




TL-674 COMBINATION
2" x 5"

TL-3288 COMBINATION
2-1/4" x 7-7/16"



TL-3212 COMBINATION
1-11/16" x 5-1/4"



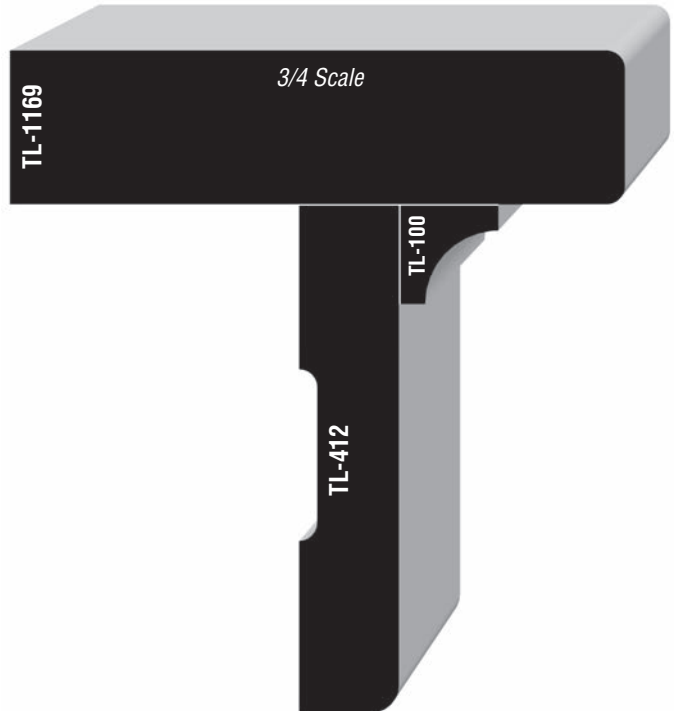
TL-3213 COMBINATION
1-3/4" x 4-15/32"

Pediment Head Combination



TL-3214 COMBINATION
1-1/2" x 4-31/32"

Stool Combination



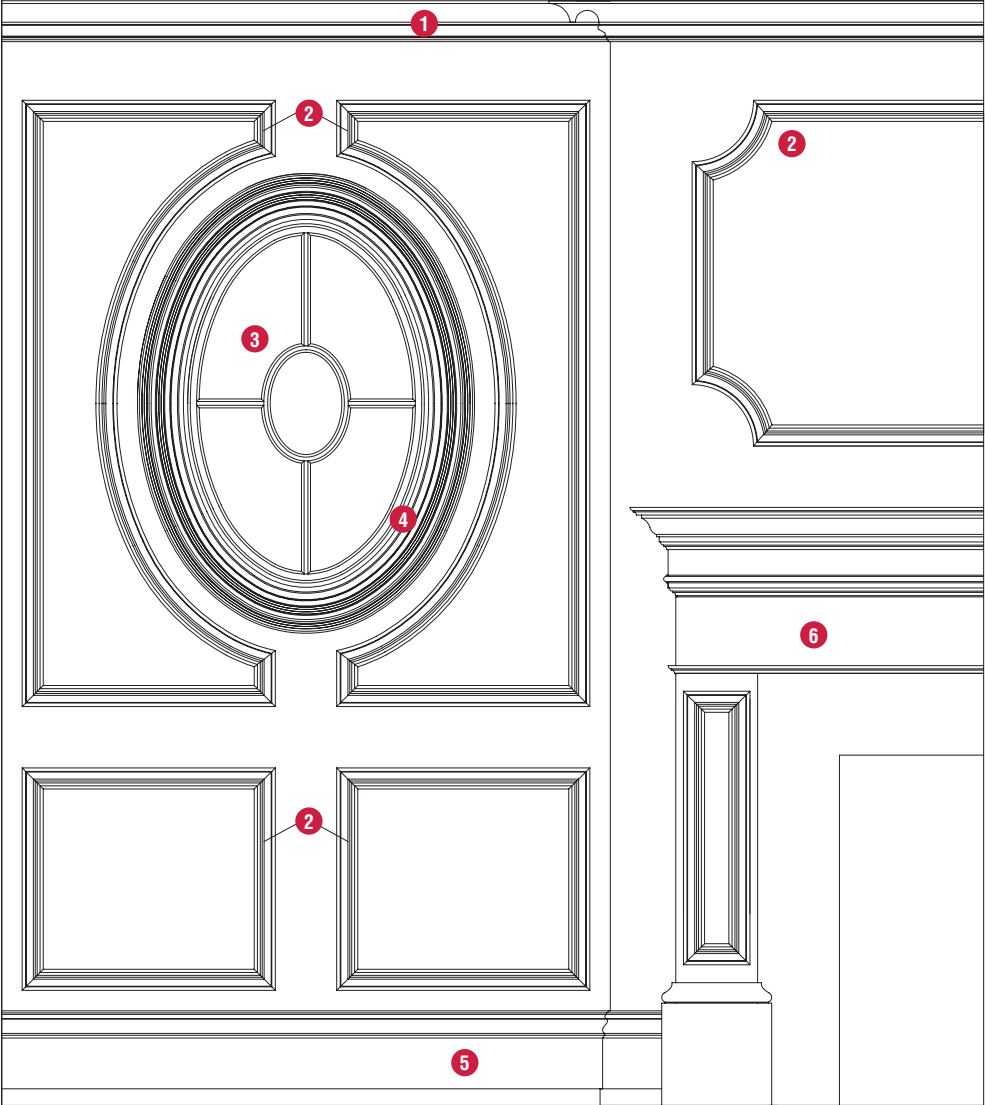
TL-640 COMBINATION
4-1/4" x 4-9/16"

DESIGN COLLECTIONS

The following illustrations show examples of how mouldings, when grouped together, can create a totally unique design concept for a room or an entire project.



BUILDING MATERIALS DISTRIBUTION



1 TL-718

2 TL-2032


3 Oval window and jamb

4 TL-672

5 TL-681

6 Custom full wall mantel

All Victorian Collection profiles are shown 1/4 Scale



TL-719
Crown Moulding



TL-57
Panel Moulding



TL-314
Panel Moulding



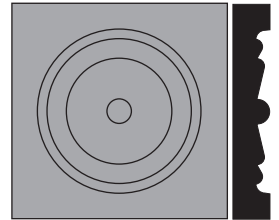
TL-2032
Panel Moulding



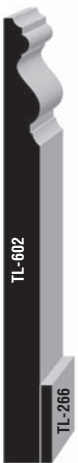
TL-718
Crown Moulding



TL-212
Casing



Rosette



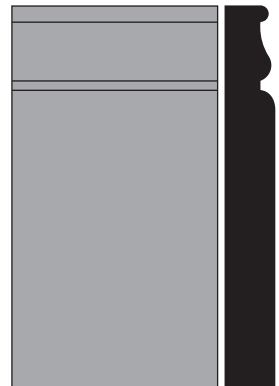
TL-681
Baseboard Combination



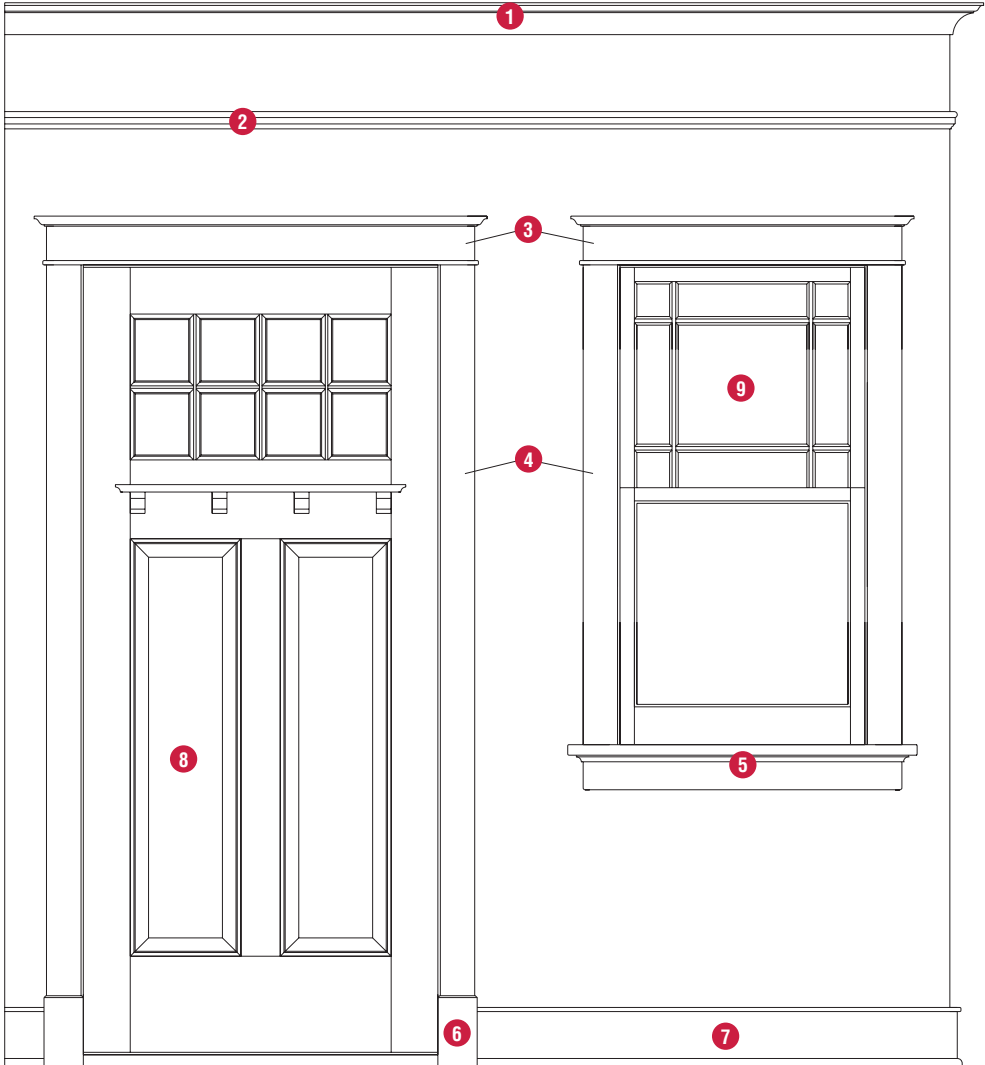
TL-682
Baseboard Combination



TL-672
Casing Combination



Plinth



1 TL-549

2 TL-277

3 TL-674

4 TL-412

5 TL-640

6 TL-720

7 TL-683

8 2 panel Craftsman door with shelf

9 Prairie style window

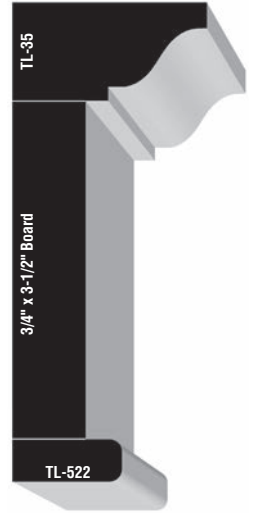
All Craftsman Collection profiles are shown 1/2 Scale



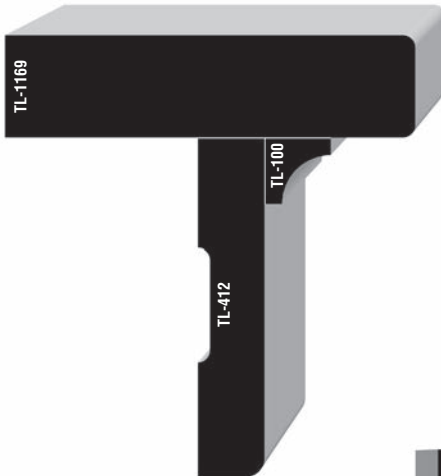
TL-549
Crown Moulding



TL-412
Casing



TL-674
Pediment Head
Combination




TL-640
Stool Combination



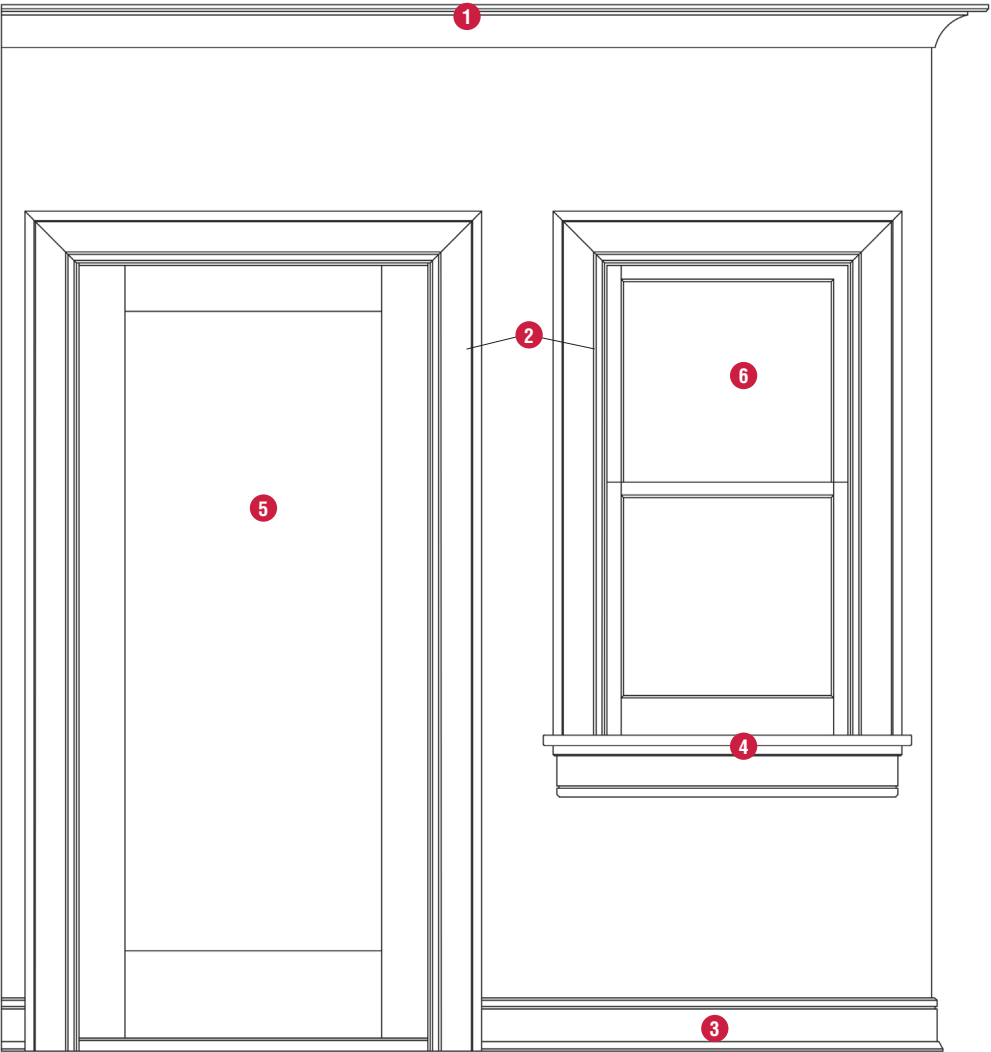
TL-683
Baseboard Combination



TL-277
Picture Moulding



TL-720
Plinth



1 TL-4276

2 TL-4275


3 TL-1169

4 TL-4272

5 1 panel door, flat recessed panel with square sticking

6 Prairie style window

All Contemporary Collection profiles are shown 1/2 Scale



TL-4276
Crown Combination



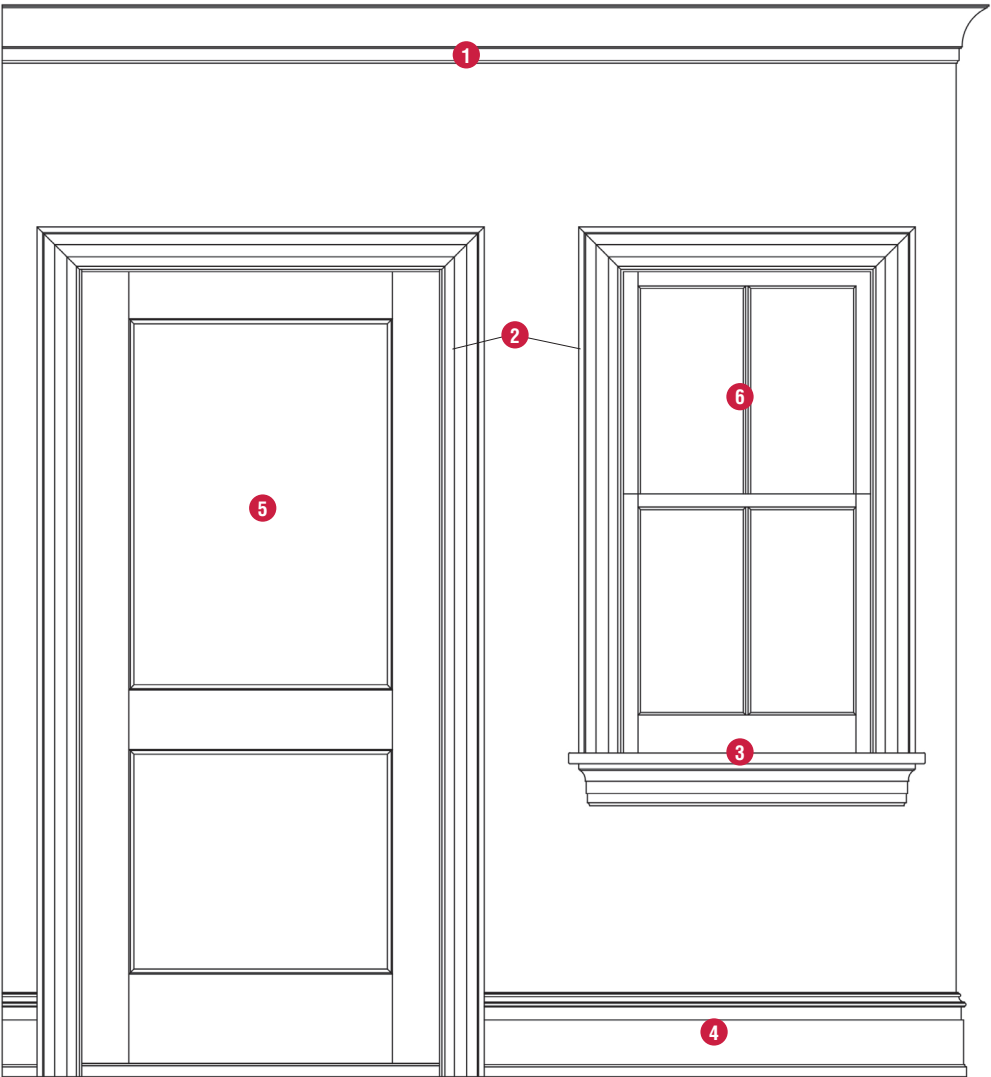
TL-4275
Casing Combination



TL-4272
Baseboard Combination



TL-1169
Stool



1 TL-4273

2 TL-3790


3 TL-1169

4 TL-4270

5 2 panel door, flat panels with
ovolo sticking

6 2 over 2 lite window

All Modern Collection profiles are shown 1/2 Scale



TL-4273
Crown Combination



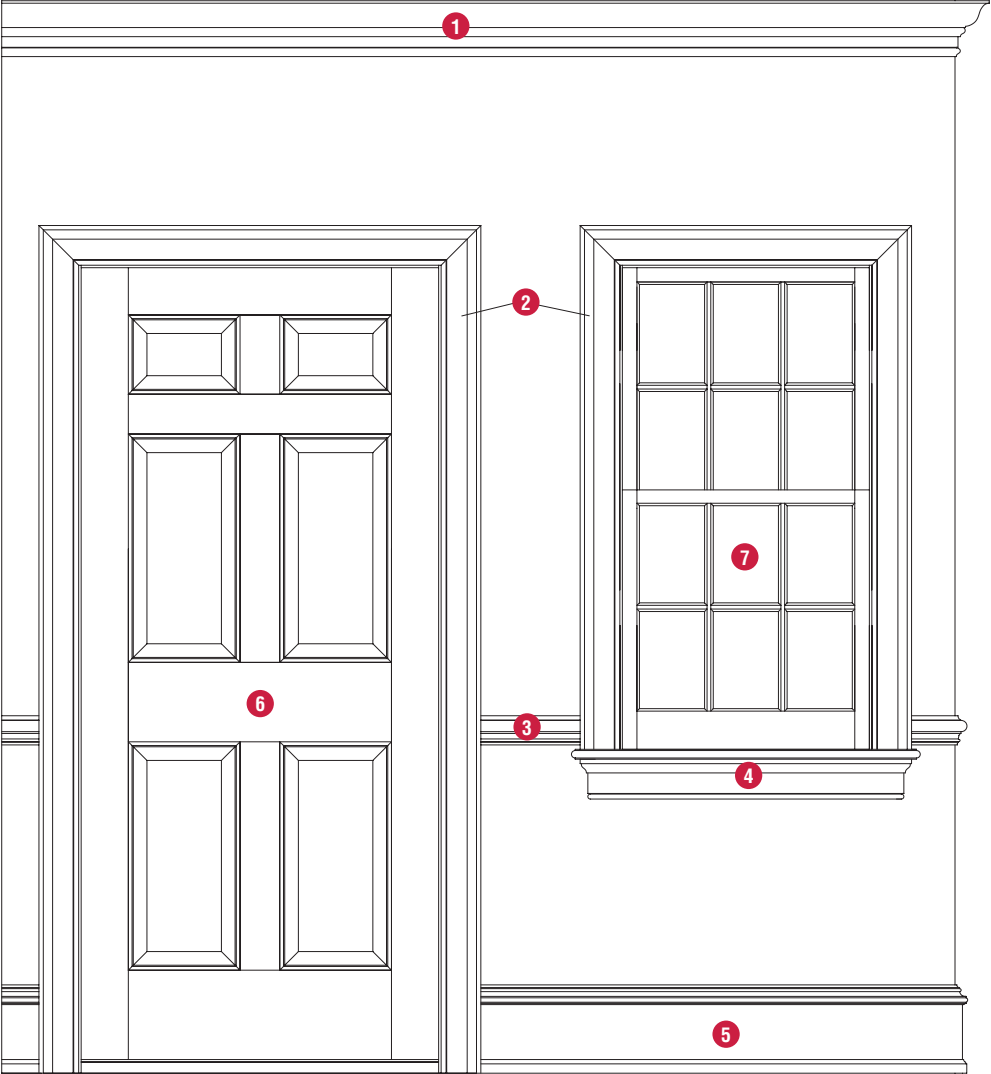
TL-1169
Stool



TL-3790
Casing



TL-4270
Baseboard Combination



1 TL-660

2 TL-671

3 TL-2097

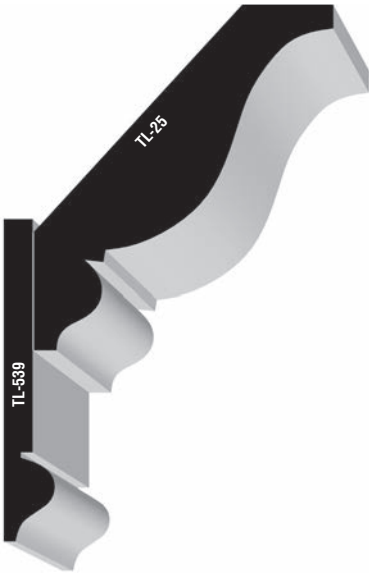
4 TL-1168

5 TL-684

6 6 panel Colonial door

7 6 over 6 lite window

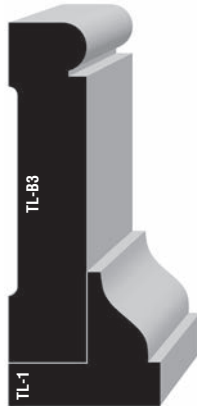
All Colonial Collection profiles are shown 1/2 Scale



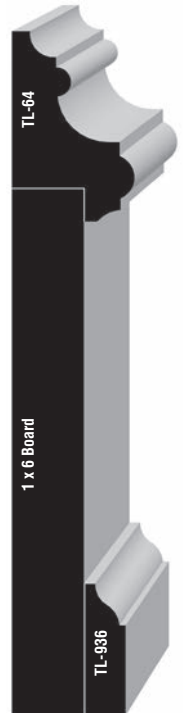
TL-660
Crown Combination



TL-2097
Chair Rail



TL-671
Casing Combination



TL-684
Baseboard Combination



TL-1168
Stool



1 TL-667

2 3/4" x 3-1/2" with a 1/4" bead casing

3 TL-641 wainscoting combination with random T&G beaded boards

4 TL-642

5 2 panel, 9 lite Dutch door

6 6 over 1 lite window

7 Random width flooring

All Farmhouse Collection profiles are shown 1/2 Scale



TL-641
Wainscoting Combination



TL-667
Crown Combination



3/4" x 2-1/2"
with a 1/4" Bead
Casing



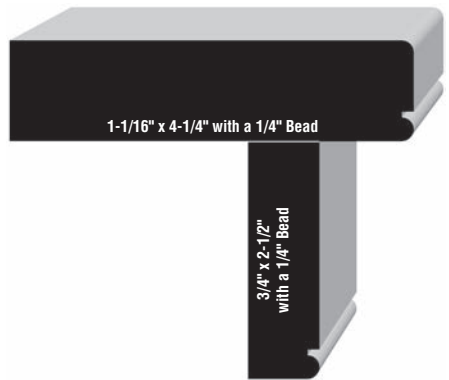
3/4" x 3-1/2"
with a
1/4" Bead
Casing



3/4" x 2-1/2"
with a 1/4" Double Bead
Casing



3/4" x 5-1/2"
with a 3/8" Bead
Baseboard



TL-642
with a 1/4" Bead
Stool with Apron Combination

**PATTERN STOCK,
TRADITIONAL
SIDING, EDGE &
CENTER BEAD**



BUILDING MATERIALS DISTRIBUTION

Ceiling Liner



5/8 x 4 T&G
9/16" x 3-5/16"

▲
Douglas Fir (stock)

Edge & Center Bead



1 x 6 T&G
5/8" x 5-3/16"

Douglas Fir (stock)
TruExterior/Boral



T&G GP PLANK
5/16" x 3-5/8"

Knotty Pine (stock)

● = CLEAR PINE (stock)

▲ = PRIMED FJ PINE (stock)

◆ = POPLAR (stock)

★ = PRIMED MDF (stock)

🌲 = OAK (stock)

PVC = PVC (stock)

⓪ = SPECIAL ORDER

Ⓢ = CUSTOM RUN



1 x 6 T&G
3/4" x 5-3/8"

▲
#2 Spruce (stock)



TL-PVC4KleerLok
1/2" x 3-15/16" PVC



TL-PVC6KleerLok
1/2" x 5-11/16" PVC



3/4 Scale

TL-Nick8
3/4" x 7-1/4" ▲



TL-Nick6
3/4" x 5-1/2" ▲



1/2 Scale

TL-Nick6
Combination

● = CLEAR PINE (stock)

▲ = PRIMED FJ PINE (stock)

◆ = POPLAR (stock)

★ = PRIMED MDF (stock)


🌲 = OAK (stock)

PVC = PVC (stock)

⓪ = SPECIAL ORDER

Ⓢ = CUSTOM RUN

All Profiles on this Siding Page are 1/2 Scale



1/2 x 6 BEVEL
1/2" x 5-1/2"
O = SPECIAL ORDER

1/2 x 8 BEVEL
3/8" x 7-1/4"
O = SPECIAL ORDER

3/4 x 8 BEVEL
3/4" x 7-1/4"
O = SPECIAL ORDER

3/4 x 10 BEVEL
3/4" x 9-1/4"
O = SPECIAL ORDER

3/4 x 8 BEVEL with a 1/2" Bead
3/4" x 7-1/4"
C = CUSTOM RUN

Note: All Size Bevel Sidings can be Ordered with a Bead



1 x 4 T&G
3/4" x 3-3/8"
⓪ = SPECIAL ORDER

1 x 6 T&G
11/16" x 5-1/4"
Clear Cedar (stock)

1 x 6 German
3/4" x 5-3/8"
#2 Spruce (stock)

**1 x 6 German
Siding
Combination**
*1/2
Scale*

● = CLEAR PINE (stock)

◆ = POPLAR (stock)

🌲 = OAK (stock)

⓪ = SPECIAL ORDER

▲ = PRIMED FJ PINE (stock)

★ = PRIMED MDF (stock)

PVC = PVC (stock)

Ⓢ = CUSTOM RUN



NORTH AMERICA'S #1 BRAND OF SIDING


HardiePlank®



Cedarmill®

Thickness: 5/16"
Lengths: 12'
(7" Exposure)

0 = SPECIAL ORDER



Smooth

Thickness: 5/16"
Lengths: 12'
(7" Exposure)

0 = SPECIAL ORDER

HardiePanel®



Cedarmill®

Thickness: 5/16"
Lengths: 4' and 10'

0 = SPECIAL ORDER



Smooth

Thickness: 5/16"
Lengths: 4' and 10'

0 = SPECIAL ORDER



NORTH AMERICA'S #1 BRAND OF SIDING


HardieShingle®



Straight Edge Panel

Thickness: 1/4"
Lengths: 48"
(7" Exposure)

O = SPECIAL ORDER



Batten Boards 4/4 Rustic Grain

Thickness: 3/4"
Lengths: 12' Boards
Width: 2.5"

O = SPECIAL ORDER

Batten Boards 4/4 Smooth

Thickness: 3/4"
Lengths: 12' Boards
Width: 2.5"

O = SPECIAL ORDER

HardieTrim®



4/4 SMOOTH

Thickness: 3/4"
Lengths: 12' Boards
Width: 3.5", 5.5", 7.25" and 11.25"

O = SPECIAL ORDER

5/4 SMOOTH

Thickness: 1"
Lengths: 12' Boards
Width: 3.5", 4.5", 5.5", 7.25" and 11.25"

O = SPECIAL ORDER

● = CLEAR PINE (stock)

◆ = POPLAR (stock)

🌲 = OAK (stock)

O = SPECIAL ORDER

▲ = PRIMED FJ PINE (stock)

★ = PRIMED MDF (stock)

PVC = PVC (stock)

C = CUSTOM RUN

TAGUE LUMBER'S CUSTOM MILLWORK DIVISION

Our Custom Millwork Division specializes in the design, manufacture, and specification of high-end millwork. Our CNC capabilities enable our mill to make just about anything from wood, PVC, or MDF as well. The most popular hardwood selections are: Poplar and Sapele Mahogany but we can also make items from Red Oak, White Oak, Birch, Cherry, Maple, Walnut, or any wood species you request.

More and more, customers are becoming aware of the advantages of MDF and PVC; these materials can be sanded and painted to look just like wood. Tague's CNC router can make MDF or PVC into custom routed wainscot, beadboard and 'V' groove. Our PVC bending oven lets us make a large variety of radius products, including jambs and casings, baseboards and caps, window surrounds, wainscot panels and paneled jambs, barrel vaults, and concave or convex mouldings. We also make all these radius products in paint-grade or stain-grade wood.



BUILDING MATERIALS DISTRIBUTION

Our Custom Millwork Division can take your Project from

CONCEPT *to* COMPLETION



Tague Lumber's Custom Millwork Division is fully equipped to provide all the moulding and millwork products needed to create truly distinctive projects. For more information, contact one of our knowledgeable sales representatives.



Tague Lumber's **CNC Router** makes

WAINSCOTING EASY & AFFORDABLE



BENEFITS:

- Tague Offers Quick Turnaround
- Custom Designed to Fit your Specifications
- Easy to Install
- More Cost Effective than Stile and Rail Wainscoting Especially on Stair Walls
- Minimal Seams and Joints
- Looks like Wood Wainscoting



The Tague Millwork Division operates a CNC Router that can produce MDF (medium density fiberboard) or Kleer® (cellular PVC) wainscoting in 9 profiles including 'v' groove and beadboard. With this technology, our wainscoting panels are precision milled creating crisp, clean corners. Our CNC Router produces wainscoting in many easy-to-assemble sized panels including: 4' x 8', 4' x 10', 4' x 12', 5' x 12' and 4' x 18' (Kleer only).

MDF and Kleer are environmentally friendly products manufactured from recycled materials which make them less expensive and budget-friendly. Tague stocks only the highest quality, premium MDF. These panels can be sanded and painted to look like wood.

Tague Lumber's **PVC Oven** makes
RADIUS MOULDING
MORE COST EFFECTIVE



BENEFITS:

- Custom Designed to Fit your Specifications
- More Cost Effective than Wood
- Better Quality & Easier to Install than Flex Trim
- PVC will Not Rot, Splinter or Warp



The Tague Millwork Division features a PVC oven with specialized bending capabilities which enables us to produce radius jambs, radius casings, radius base boards & caps, radius CNC wainscot panels and paneled jambs all made out of Kleer® PVC.

Our Millwork Division can also create barrel vaulted entry ways, radius concave or convex crown mouldings, radius stair wainscoting, radius window surrounds, and garage door trim.

***Tague Lumber's Millwork Division Provides Unbeatable Quality,
Unsurpassed Craftsmanship and Superior Service!***

FRONT STREET FOUNTAIN
Media, PA



BETSY ROSS HOUSE
Philadelphia, PA



**PENNSYLVANIA ACADEMY OF THE
FINE ARTS, Philadelphia, PA**



FIRST BAPTIST CHURCH
Morristown, NJ



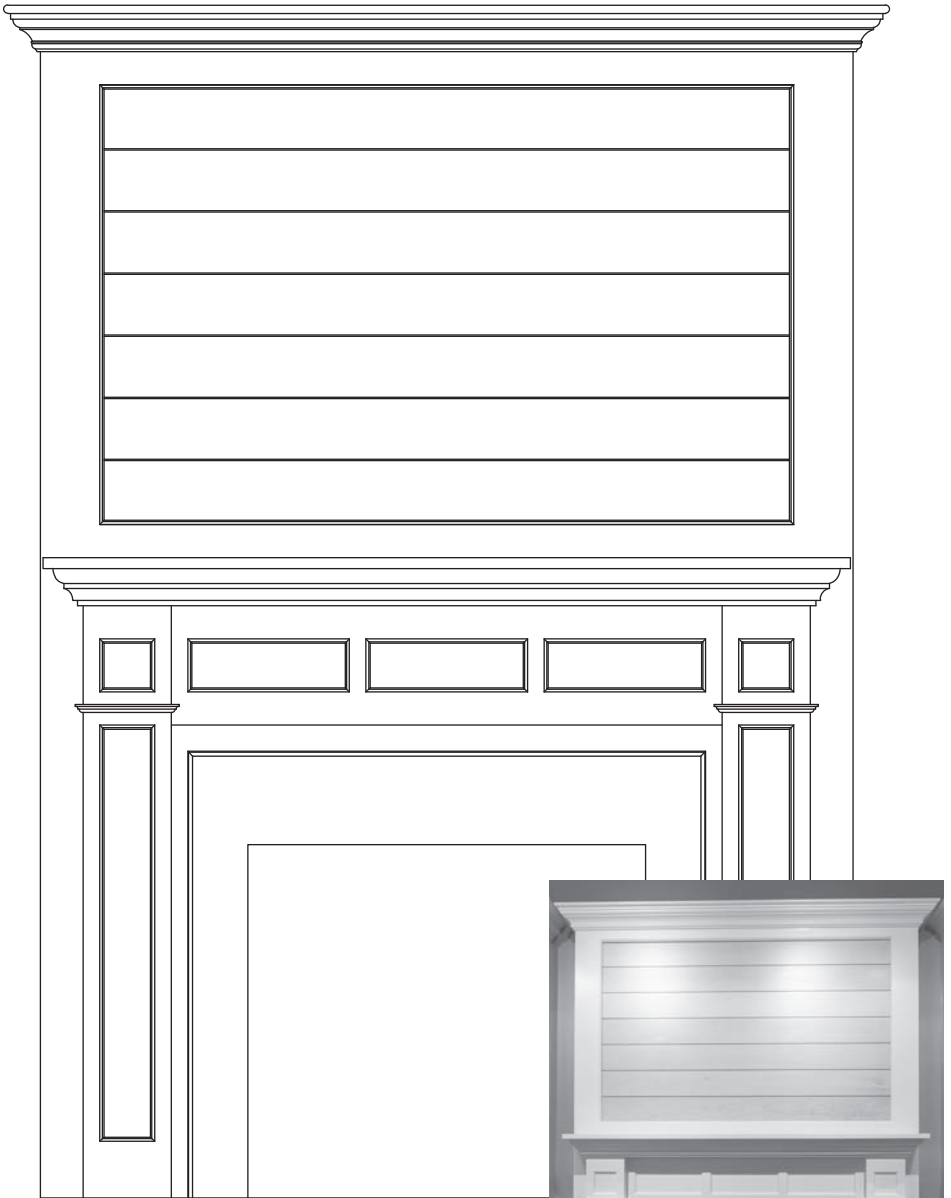
THE PHILADELPHIA BANK BUILDING – Philadelphia, PA








Full Wall Mantel, Style "A"

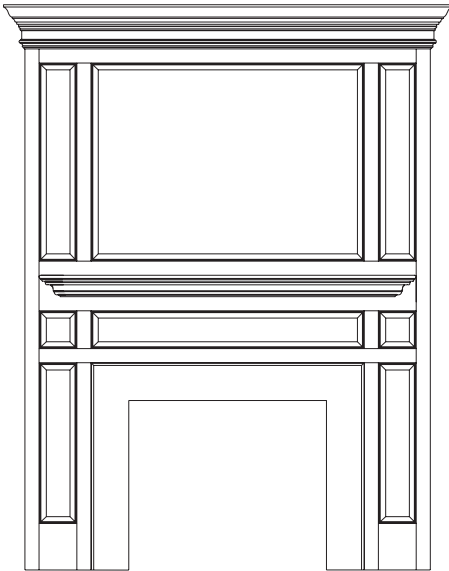


Full Wall Mantel, Nickel Gap

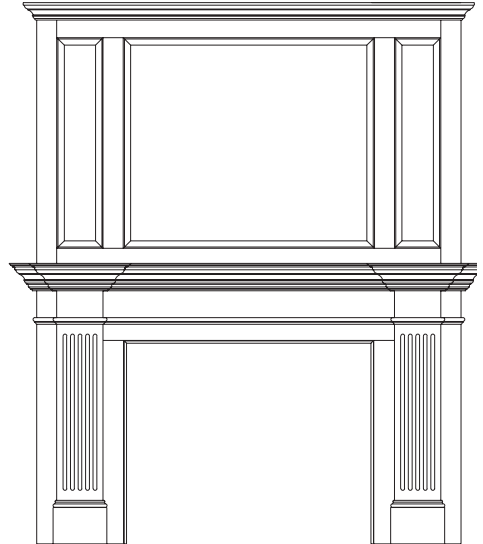


**Full Wall Mantel
Style "C"**






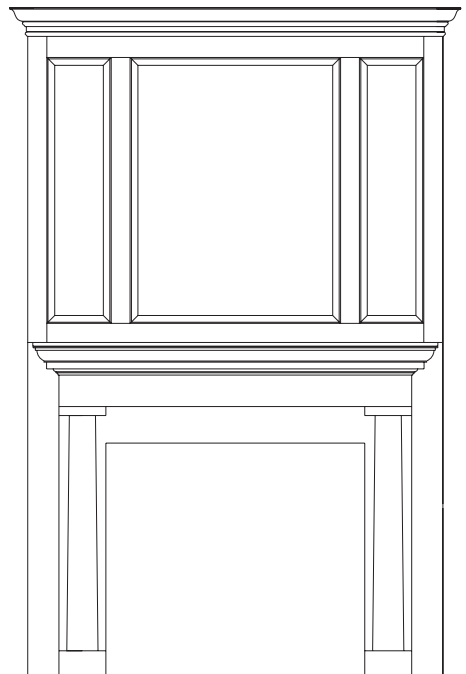
**Full Wall Mantel
Style "B"**




**Full Wall Mantel
Style "F"**



**Mantel
Style "G"**




**Full Wall Mantel
Style "H"**




**Built-In Cabinetry
Style "A"**

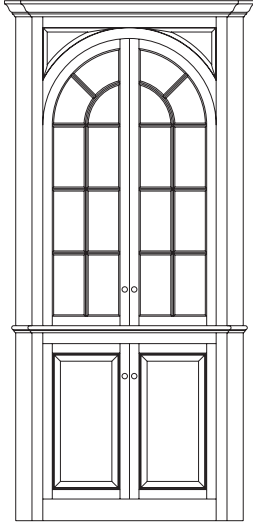




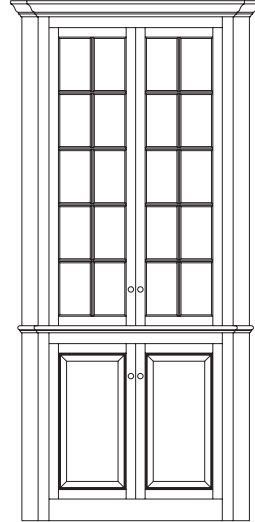
Built-In Cabinetry, Style "B"



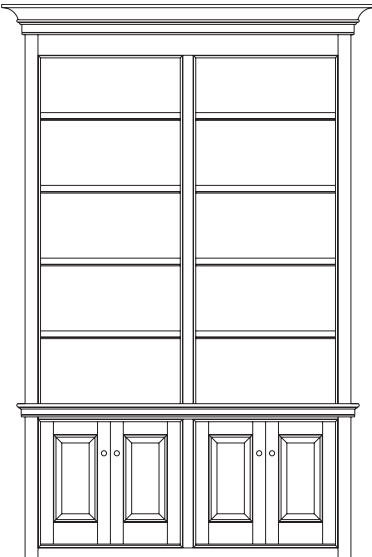
Built-In Cabinetry, Style "E"



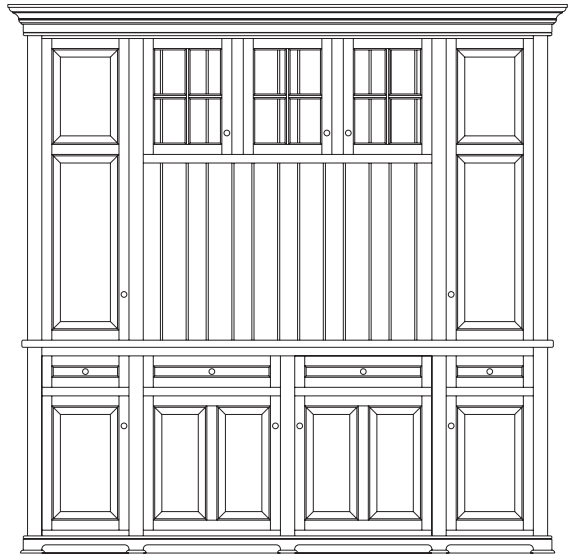
**Corner Cupboard
Style "A"**



**Corner Cupboard
Style "B"**




**Built-In Cabinetry
Style "D"**

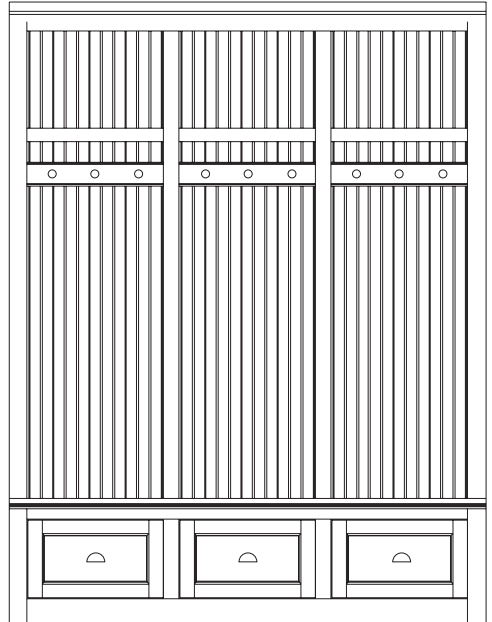


**Built-In Cabinetry
Style "C"**

Cubbies

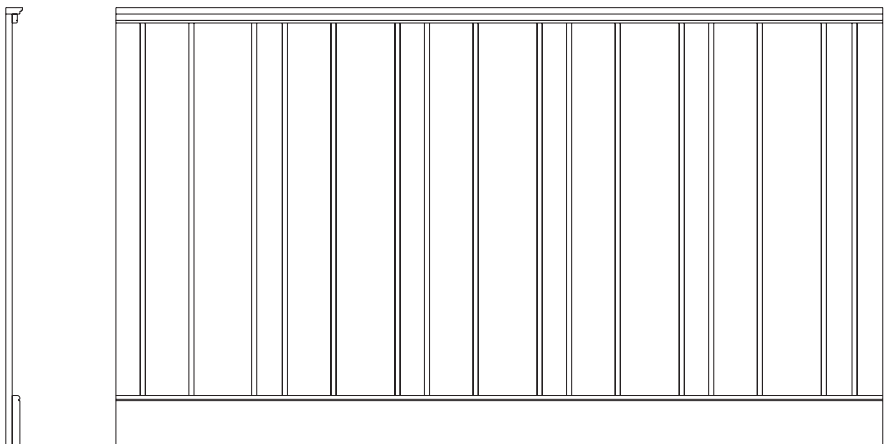


Cubby "A"



Cubby "B"

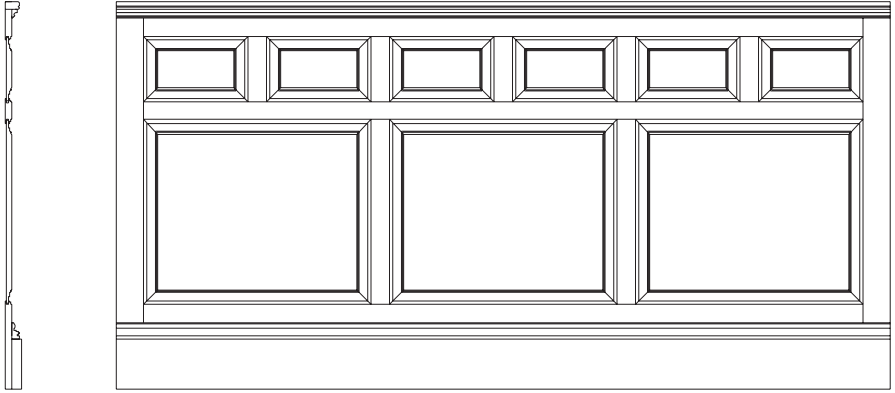
Wainscoting



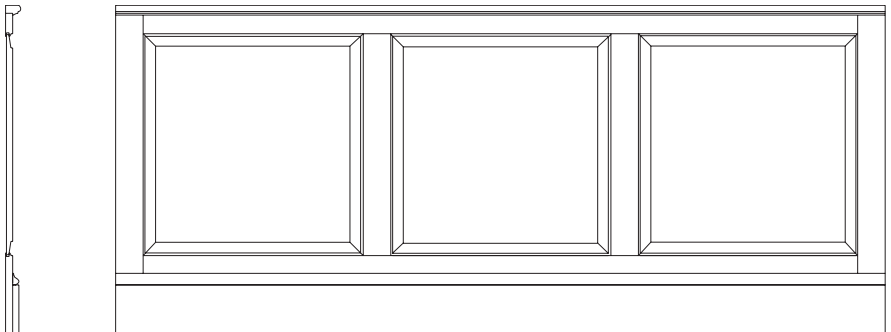
Random Width, Beaded T&G, Wainscoting




Full Wall, Raised Panel, Wainscoting





Half Wall, 2-Panel, Wainscoting



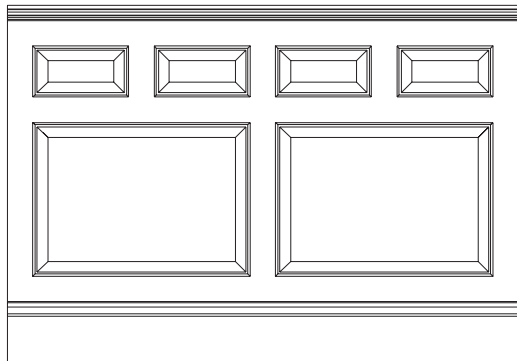
Half Wall, Raised Panel, Wainscoting



**3/4" Thick MDF Wainscoting
Standard Raise
with Ovolo Sticking**



**3/4" Thick MDF Wainscoting
Traditional Raise
with Ovolo Sticking**





**3/4" Thick
Standard Raise
with Ovolo Sticking**

CNC Routed MDF



**3/4" Thick
Standard Raise with
Quarter Round Sticking**

CNC Routed MDF



**3/4" Thick
Traditional Raise
with Ovolo Sticking**

CNC Routed MDF



**3/4" Thick
Traditional Raise with
Quarter Round Sticking**

CNC Routed MDF



**3/4" Thick
Cove Raise
with Ovolo Sticking**

CNC Routed MDF



**3/4" Thick
Cove Raise with
Quarter Round Sticking**

CNC Routed MDF



**3/4" Thick
Flat Panel with
Ovolo Sticking**
CNC Routed MDF



**3/4" Thick
Flat Panel with
Square Sticking**
CNC Routed MDF



**3/4" Thick
Flat Panel
with Bead**

CNC Routed MDF



**1" Thick
Traditional Raise
with Ovolo Sticking**

CNC Routed MDF



**3/4" Stile with
Quarter Round
Sticking**



**3/4" Stile with
Bead & Cove
Sticking**



**3/4" Stile with
Ogee Sticking**



**3/4" Stile with
Square Sticking**



**5/8" Panel with
Standard Hip**



**5/8" Panel with
Large Cove Hip**




**5/8" Panel with
Small Cove Hip**



**5/8" Panel with
Small Bead & Cove Hip**



**1-1/16" Stile with
Quarter Round
Sticking**



**1-1/16" Stile with
Ovolo Sticking**



**1-1/16" Stile with
Ogee Sticking**



**3/4" Panel with
Standard Hip**



**3/4" Panel with
Large Cove Hip**



**3/4" Panel with
Elongated Hip**




**3/4" Panel with
Small Bead
& Cove Hip**



**1/4" Flat
Panel**



**3/4" Panel with
Ogee Hip**



**Beaded Cap with
TL-AB027 Apron**



**Nose and Cove with
Beaded Apron**



TL-289
1-1/16" x 1-11/16"



TL-64
1-1/4" x 1-15/16"



TL-500PCM
13/16" x 1-5/8"

EVERYTHING YOU NEED!

Since 1908

Quality Products
Large Inventory
Custom Mouldings & Millwork
Knowledgeable Staff
Next Day Delivery



**MANUFACTURED
MILLWORK
PRODUCTS**




BUILDING MATERIALS DISTRIBUTION



HB&G offers a wide variety of porch and outdoor living products. Most products require little or no maintenance and come with a solid warranty.

HB&G PermaCast® Columns are available in round or square. The round columns are fluted or plain, with or without the classic tapering of the upper two-thirds of the column. Square columns are available in a variety of styles as well, including plain or fluted, applied panel, recessed panel, or the Craftsman style column.

The PermaCast® Capitals and Bases are made from durable low maintenance materials; and, like the columns, they maintain architectural authenticity and historical accuracy.





HB&G Fiberglass Pergolas are strong, light weight and low maintenance. HB&G pergolas are pre-finished with a ChromaGuard® engineered coating that will prevent rotting.


HB&G has created a unique and elegant balustrade system. These low-maintenance features are made by molding high-density urethane around structural elements in order to provide exceptional beauty, durability and quality.





TRUSTILE®
A MARVIN  BRAND

TruStile's endless design options let you create a one-of-a-kind modern home. Whether choosing clean, sleek lines or bold glass and metal inserts, our Tru&Modern™ Collection has it all. See the difference a TruStile door can make on your home.



Get all the great features of other exterior trim products without the limitations.



TruExterior™ Trim



A pioneer in the Poly-Ash category of exterior trim, Boral TruExterior™ Trim offers exceptional performance, remarkable workability and a great, long-lasting look without the limitations of wood or PVC.

Creating a new category for reliable exterior trim, this revolutionary product is great for a variety of applications such as corner trim, door trim, window surrounds, fascia, soffits and more!

**For more information,
please contact your Tague
Lumber Sales Representative.**

TruExterior Trim Features

- **Comprise of more than 70% recycled or rapidly renewable materials**
- **Cuts, routes and mills with ease**
- **Resistant to rotting, cracking, splitting and termites**
- **Reversible – Authentic wood grain and smooth sides**
- **Can route and miter form**
- **Maintains a high level of dimensional stability during periods of moisture and temperature change**
- **Ideal for ground contact**
- **Doesn't require end-sealing or special adhesives**
- **Can be painted any color**



Base Board



TL-AB205-1
3/4" x 6"
A&B CUSTOM



TL-AB206
3/4" x 4-1/2"
O = SPECIAL ORDER



TL-AB212
3/4" x 5-1/2" **▲**

● = CLEAR PINE (stock)

▲ = PRIMED FJ PINE (stock)

◆ = POPLAR (stock)

★ = PRIMED MDF (stock)

🌲 = OAK (stock)

PVC = PVC (stock)

O = SPECIAL ORDER

C = CUSTOM RUN

Base Cap



TL-AB002
1-1/32" x 1-11/16"
A&B CUSTOM



TL-AB009
3/4" x 1-7/8"
⓪ = SPECIAL ORDER



TL-AB023
1-1/8" x 2-7/8"
⓪ = SPECIAL ORDER

Casing



TL-AB128
3/4" x 3-1/2" ▲



TL-AB132
1-1/16" x 3-5/8" ▲

● = CLEAR PINE (stock)

▲ = PRIMED FJ PINE (stock)

◆ = POPLAR (stock)

★ = PRIMED MDF (stock)

🌲 = OAK (stock)

PVC = PVC (stock)

⓪ = SPECIAL ORDER

Ⓢ = CUSTOM RUN

Casing



TL-AB202
1-3/4" x 4-7/8"
A&B CUSTOM



TL-AB121
1-5/16" x 4-7/8"
A&B CUSTOM

● = CLEAR PINE (stock)

◆ = POPLAR (stock)

🌲 = OAK (stock)

D = SPECIAL ORDER

▲ = PRIMED FJ PINE (stock)

★ = PRIMED MDF (stock)

PVC = PVC (stock)

C = CUSTOM RUN

Casing




TL-AB201
1-1/4" x 4"
A&B CUSTOM

Chair Rail




TL-AB303
15/16" x 2-1/2" ▲

Corner Bead



TL-AB86
5/8" x 15/16" ▲



TL-AB87
15/16" x 1-3/8"
A&B CUSTOM

● = CLEAR PINE (stock)

▲ = PRIMED FJ PINE (stock)

◆ = POPLAR (stock)

★ = PRIMED MDF (stock)

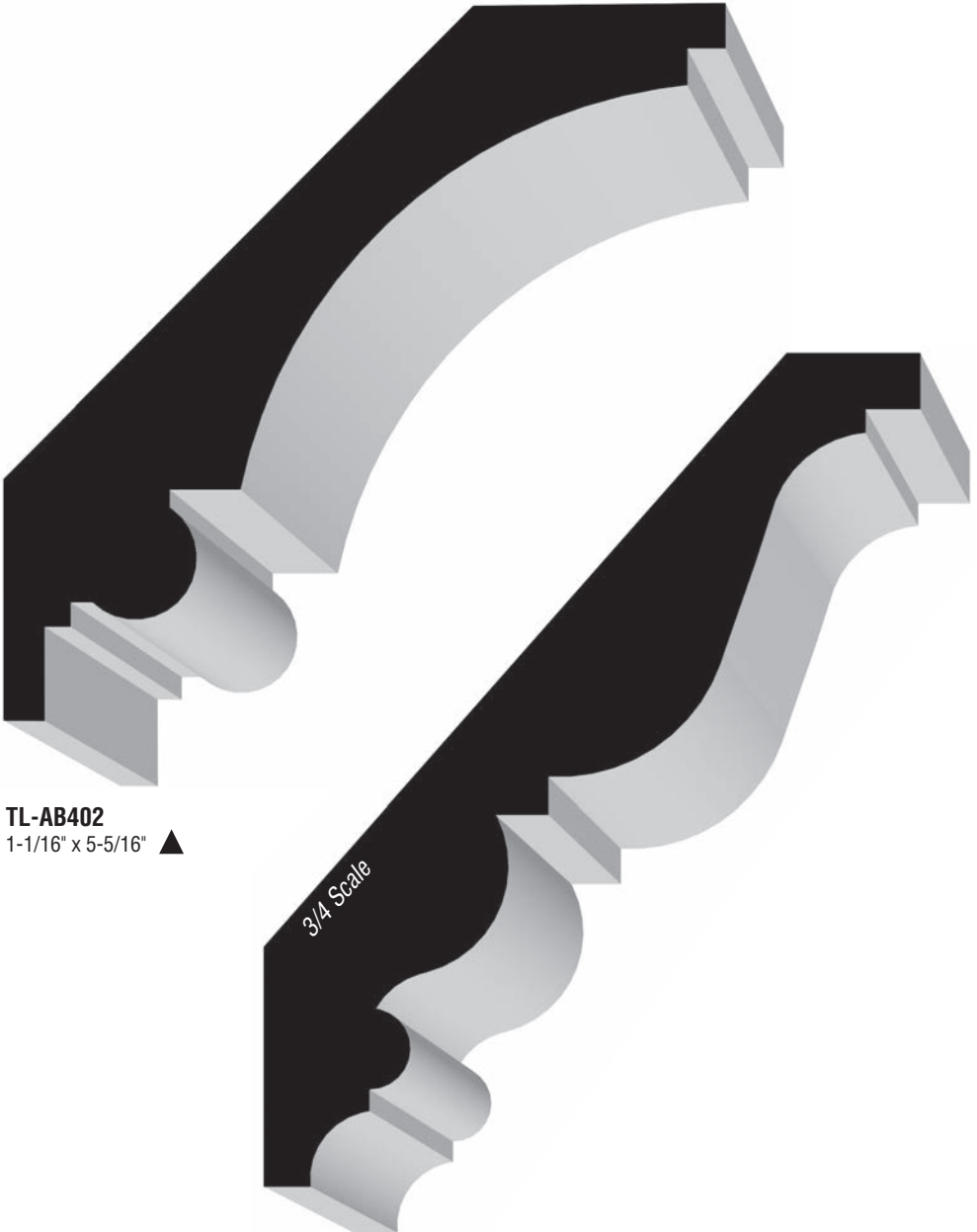
🌲 = OAK (stock)

PVC = PVC (stock)

O = SPECIAL ORDER

C = CUSTOM RUN

Crown



TL-AB402
1-1/16" x 5-5/16" ▲

TL-AB509
1-5/16" x 7-9/16" ▲

● = CLEAR PINE (stock)

▲ = PRIMED FJ PINE (stock)

◆ = POPLAR (stock)

★ = PRIMED MDF (stock)

🌲 = OAK (stock)

PVC = PVC (stock)


⓪ = SPECIAL ORDER

Ⓢ = CUSTOM RUN

Crown



TL-AB405
11/16" x 3-1/8"
O = SPECIAL ORDER




TL-AB404
1-1/8" x 7-5/16"
O = SPECIAL ORDER



TL-AB403
1-1/8" x 6-1/4"
O = SPECIAL ORDER

Shoe Moulding



TL-AB027
1/2" x 1" ▲



TL-AB205-2
1/2" x 2-1/4"
A&B CUSTOM

Solid Crown



TL-AB604
1-3/4" x 3-3/4"
A&B CUSTOM



TL-AB603
1-11/16" x 3-1/2"
A&B CUSTOM

● = CLEAR PINE (stock)

◆ = POPLAR (stock)

🌲 = OAK (stock)

D = SPECIAL ORDER


▲ = PRIMED FJ PINE (stock)

★ = PRIMED MDF (stock)


PVC = PVC (stock)

C = CUSTOM RUN

Back Band



TL-785PCM
1-5/16" x 13/16" ▲



TL-808PCM
1-37/64" x 1-1/8" ▲



TL-787PCM
1-3/16" x 1-13/16" ▲

Base Board



TL-502PCM
11/16" x 3-1/2" ▲



TL-786PCM
5/8" x 5-1/4" ▲

● = CLEAR PINE (stock)

▲ = PRIMED FJ PINE (stock)

◆ = POPLAR (stock)

★ = PRIMED MDF (stock)

🌲 = OAK (stock)

PVC = PVC (stock)

⓪ = SPECIAL ORDER

Ⓢ = CUSTOM RUN

Base Board



TL-810PCM
3/4" x 4-1/2" ▲



TL-809PCM
11/16" x 5-1/4" ▲



TL-795PCM
3/4" x 4-1/2" ▲

● = CLEAR PINE (stock)

▲ = PRIMED FJ PINE (stock)

◆ = POPLAR (stock)

★ = PRIMED MDF (stock)

🌲 = OAK (stock)

PVC = PVC (stock)

⓪ = SPECIAL ORDER

Ⓢ = CUSTOM RUN

Base Board



TL-799PCM
5/8" x 5-1/4" ▲



TL-804PCM
5/8" x 6" ▲



3/4 Scale
TL-803PCM
11/16" x 7-1/4" ▲

Base Board



3/4 Scale

TL-797PCM
1-1/4" x 7-1/4" ▲



3/4 Scale

TL-501PCM
1-1/8" x 7-1/2" ▲

Base Cap



TL-791PCM
11/16" x 1-3/8" ▲



TL-796PCM
11/16" x 1-3/4" ▲



TL-805PCM
3/4" x 1-3/8" ▲

● = CLEAR PINE (stock)

◆ = POPLAR (stock)

🌲 = OAK (stock)

D = SPECIAL ORDER

▲ = PRIMED FJ PINE (stock)

★ = PRIMED MDF (stock)

PVC = PVC (stock)

C = CUSTOM RUN

Cap Moulding



TL-500PCM
13/16" x 1-5/8" ▲

Casing



TL-504PCM
3/4" x 2-1/2" ▲



TL-792PCM
3/4" x 4-1/2" ▲

● = CLEAR PINE (stock)

▲ = PRIMED FJ PINE (stock)

◆ = POPLAR (stock)

★ = PRIMED MDF (stock)

🌲 = OAK (stock)

PVC = PVC (stock)

⓪ = SPECIAL ORDER

Ⓢ = CUSTOM RUN

Casing



TL-806PCM
1-1/16" x 3-1/2" ▲



TL-505PCM
3/4" x 3-1/2" ▲



TL-812PCM
1-1/16" x 4-3/32" ▲

● = CLEAR PINE (stock)

▲ = PRIMED FJ PINE (stock)

◆ = POPLAR (stock)

★ = PRIMED MDF (stock)

🌲 = OAK (stock)

PVC = PVC (stock)

⓪ = SPECIAL ORDER

Ⓢ = CUSTOM RUN

Chair Rail



TL-807PCM
5/8" x 2-1/2" ▲

Chair Rail Backer




TL-506PCM
3/4" x 3-1/2" ▲

Crown




TL-789PCM
11/16" x 3-5/8" ▲

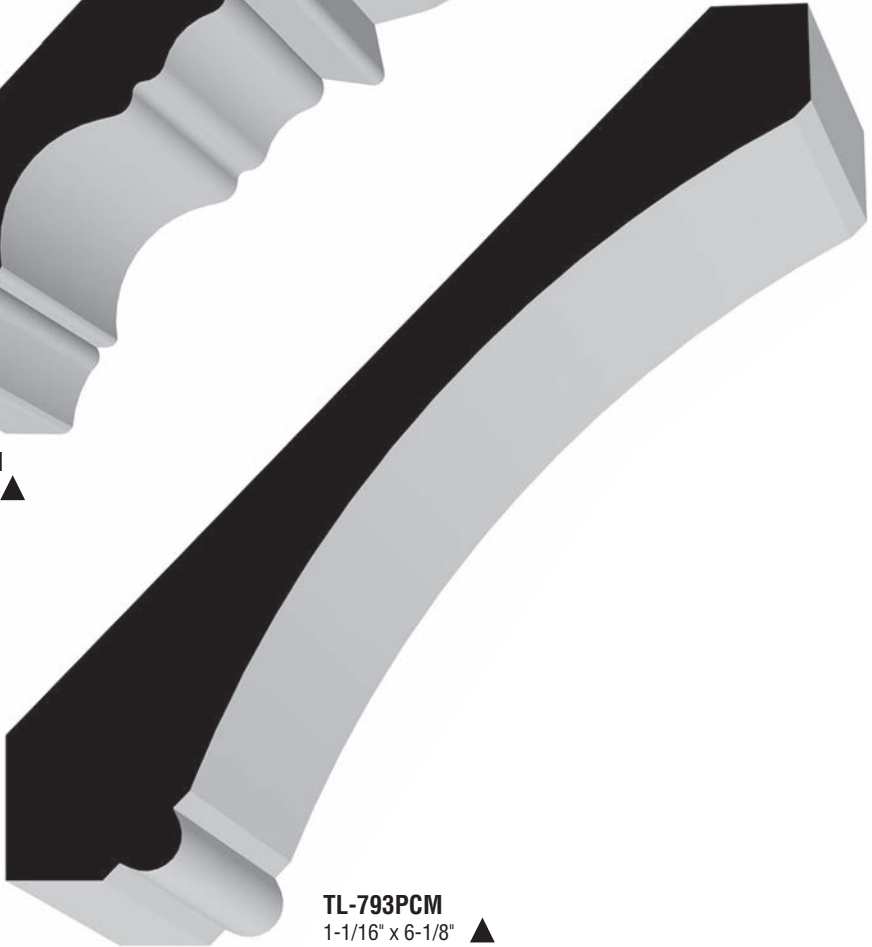


TL-790PCM
11/16" x 4-5/8" ▲

Crown



TL-811PCM
3/4" x 5-1/8" ▲



TL-793PCM
1-1/16" x 6-1/8" ▲

Saddle Casing



TL-798PCM
3/4" x 4-1/2" ▲



TL-802PCM
3/4" x 3-5/16" ▲



TL-801PCM
3/4" x 5" ▲

● = CLEAR PINE (stock)

▲ = PRIMED FJ PINE (stock)

◆ = POPLAR (stock)

★ = PRIMED MDF (stock)

🌲 = OAK (stock)

PVC = PVC (stock)

Ⓛ = SPECIAL ORDER

Ⓢ = CUSTOM RUN

Solid Crown



TL-794PCM
1-3/8" x 2-3/4" ▲

Wainscoting



TL-503PCM
3/8" x 3-3/16" ▲




THINK BEYOND WOOD

BEAUTIFUL, TROUBLE-FREE EXTERIOR AND INTERIOR TRIM

Today, there's a growing demand for affordable, sustainable, low-maintenance alternatives to wood trim and wood exterior products. Providing the perfect solutions, Kleer cellular PVC products can be cut, milled, shaped, nailed and screwed just like wood. They deliver versatility, weatherability and beauty for any exterior and interior applications. Proudly made in the USA using the highest quality PVC resin, Kleer Trimboards deliver optimum workability and lasting durability.





Baluster



TL-PVC5150

1-1/2" x 1-1/2"

0 = SPECIAL ORDER

Bed Moulding




TL-PVC5075

9/16" x 1-3/4"

PVC

Cap Moulding



TL-PVC5276

13/16" x 1-1/8"

0 = SPECIAL ORDER

Cove



TL-PVC5245

3/4" x 3/4"

PVC

Crown



TL-PVC5063

9/16" x 2-3/4"


O = SPECIAL ORDER



TL-PVC5049

9/16" x 3-5/8"

PVC




TL-PVC5047

5/8" x 4-9/16"

PVC

Crown



TL-PVC5045
9/16" x 5-1/2" PVC

3/4 Scale

TL-PVC5041
1-3/32" x 7-17/32"
⓪ = SPECIAL ORDER

● = CLEAR PINE (stock)

◆ = POPLAR (stock)

🌲 = OAK (stock)

⓪ = SPECIAL ORDER

▲ = PRIMED FJ PINE (stock)

★ = PRIMED MDF (stock)

PVC = PVC (stock)

ⓐ = CUSTOM RUN

Drip Cap




TL-PVC5283
11/16" x 1-5/8" PVC



TL-PVC5170
2-3/4" x 2"

O = SPECIAL ORDER

Edge & Center Bead



TL-PVC4KleerLok
1/2" x 3-15/16" PVC

TL-PVC6KleerLok
1/2" x 5-11/16" PVC

Exterior Casing



TL-PVC5180
1-1/4" x 2" PVC



TL-PVC5657
1-1/4" x 3"
⓪ = SPECIAL ORDER

Panel Moulding



TL-PVC5164
11/16" x 1-1/8" PVC



TL-PVC5168
5/8" x 1-3/4"
⓪ = SPECIAL ORDER

Quarter Round



TL-PVC5234
3/4" x 3/4" PVC

Rake Moulding



TL-PVC5210
11/16" x 1-5/8"

PVC


Ramshead Crown



TL-PVC5158
1-5/8" x 2"

PVC

Show Sill



TL-PVC7435
1-3/4" x 2-5/8"

PVC


Show Sill



TL-PVC7650
1-3/4" x 2"

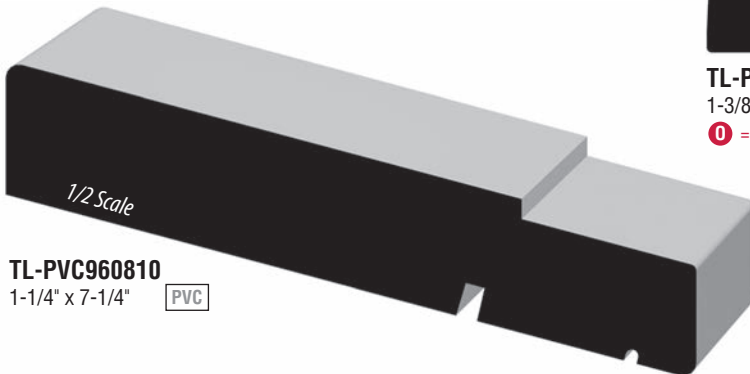
O = SPECIAL ORDER

Window Sill



TL-PVC5311
1-3/8" x 1-5/16"

O = SPECIAL ORDER



TL-PVC960810
1-1/4" x 7-1/4"

PVC

● = CLEAR PINE (stock)

◆ = POPLAR (stock)

🌲 = OAK (stock)

O = SPECIAL ORDER

▲ = PRIMED FJ PINE (stock)

★ = PRIMED MDF (stock)

PVC = PVC (stock)

C = CUSTOM RUN



METRIE

THE ART OF FORM
SINCE 1926



**One Company.
One Focus.**

Moulding & Millwork is North America's leading supplier of mouldings. We offer the largest and most innovative selection of quality products. Take advantage of virtually endless possibilities.

www.metrie.com

YOUR SOURCE FOR MOULDINGS & MILLWORK



Tague Lumber operates a 62,000 sq. ft. state-of-the-art custom Millwork Division which features a 10,000 sq. ft. custom millshop and a 52,000 sq. ft. door shop. Our mill is equipped with a CNC router and PVC bending oven. We have over 3,000 moulding knives in our library and can create whatever profile you need in any species of wood, as well as MDF or PVC.

All our lumber yards stock a vast selection of mouldings so, you can be assured, the products are available when you need them. In addition, if you don't see what you're looking for in this catalog – our millwork division can make it for you.

We also offer samples of stock profiles for you to use. Whether you are an architect, builder, designer or home-owner, you can count on Tague Lumber to provide you with the selection, quality, and service you deserve.





TAGUE LUMBER

BUILDING MATERIALS DISTRIBUTION

6100 Easton Rd, PO Box 751
Plumsteadville, PA 18949

475 McFarland Rd.
Kennett Square, PA 19348

325 Media Station Rd.
Media, PA 19063

560 East High St.
Philadelphia, PA 19144

405 Bridge St.
Phoenixville, PA 19460



TAGUE

DESIGN SHOWROOM

WINDOWS • KITCHENS • DOORS

181 Lancaster Ave. | Malvern, PA 19355

PREMIER

DOOR • FRAME • HARDWARE
A TAGUE FAMILY COMPANY

7 Lee Blvd. | Malvern, PA 19355



Ask about moulding profiles available
from our FSC certified products.

© 2022, Tague Lumber

1.800.66.TAGUE

(1.800.668.2483)

TagueLumber.com

The mark of
responsible forestry